




COMPANY PROFILE

The company has been recognized as a high-tech enterprise by the relevant departments. It has obtained ISO9001, CE, RoHs and other related certifications under the complete quality management system, as well as holds a number of electrical patent certificates.



ABOUT US

Chongqing UMot Technology Co., Ltd, which is dedicated to R&D and sales of stepper motor, linear module and related motion control products. It provides customized and designed high-quality mot or for customers all over the world, and provides full solutions for motion control systems. Our products are exported to more than 30 countries and regions, such as The United States, Germany, France, Italy, Russia, and Switzerland. Our main product and solution has been widely applied to many industry, such as automation control, precision instruments, medical equipment, smart home, 3D printing and so on.




"Concentrate, professional, focus" in the motor and motion control solution for automation industry is the company's business objectives. "Be your most trusted partner" is the company's persistent pursuit. We have been aiming at "making best quality products with professional technology". Developing with the advance of the times and making unceasing innovation. and providing better products and services to more customers.

CERTIFICATE DISPLAY




PATENT DISPLAY



STEPPER MOTOR TYPE


Linear Stepper Motor



G geared Stepper Motor



Worm Geared Stepper Motor



Stepper Motor



Integrated Stepper Motor

28mm
Options:
Pulse/RS485/
CANopen



35mm
Options:
Pulse/RS485/
CANopen



42mm
Options:
Pulse/RS485/
CANopen




57mm
Options:
Pulse/RS485/
CANopen



Linear Stage



Stepper Motor Driver



CONTENTS

Linear Stepper Motor

Naming convention	002
Screw lead options	003
Size 20/Nema 8.....	005
Size 28/Nema 11.....	007
Size 35/Nema 14.....	009
Size 42/Nema 17.....	011
Size 57/Nema 23.....	013
Size 28/Nema 11 Closed loop.....	015
Size 42/Nema 17 Closed loop.....	016
Size 57/Nema 23 Closed loop.....	017

Geared Stepper Motor

Naming convention	020
Size 20/Nema 8(Backlash \leq 15 arcmin).....	021
Size 28/Nema 11(Backlash \leq 15 arcmin)	023
Size 35/Nema 14(Backlash \leq 15 arcmin)	025
Size 42/Nema 17 Round flange(Backlash \leq 15 arcmin)	027
Size 42/Nema 17 Square flange(Backlash \leq 15 armin).....	028
Size 57/Nema 23(Backlash \leq 15 arcmin).....	029
Size 60/Nema 24(Backlash \leq 15 arcmin).....	030
Size 42/Nema 17(Backlash \leq 30 arcmin).....	031
Size 57/Nema 23(Backlash \leq 30 arcmin)	033
Size 20/Nema 8(Backlash \leq 1.8 degree).....	035
Size 28/Nema 11(Backlash \leq 1.8 degree).....	036
Size 35/Nema 14(Backlash \leq 1.8 degree).....	038
Size 42/Nema 17(Backlash \leq 1.8 degree).....	039
Size 57/Nema 23(Backlash \leq 1.8 degree).....	040
Size 60/Nema 24(Backlash \leq 1.8 degree).....	041

Worm Geared Stepper Motor

Naming convention	044
Size 28/Nema 11(Backlash \leq 1.5 degree).....	045
Size 35/Nema 14(Backlash \leq 1.5 degree).....	046
Size 42/Nema 17(Backlash \leq 1.5 degree).....	047
Size 57/Nema 23(Backlash \leq 1.5 degree).....	048
Size 42/Nema 17(Backlash \leq 15 arcmin).....	049
Size 57/Nema 23(Backlash \leq 15 arcmin).....	051
Size 86/Nema 34(Backlash \leq 15 arcmin).....	053
Size 86/Nema 34(Backlash \leq 15 arcmin)(Heavy-duty)	055

Stepper Motor

Naming convention	058
Size 20/Nema 8.....	059
Size 28/Nema 11.....	060
Size 35/Nema 14.....	061
Size 36/Nema 15.....	063
Size 39/Nema 16.....	064
Size 42/Nema 17.....	065
Size 57/Nema 23.....	067
Size 60/Nema 24.....	068
Size 86/Nema 34.....	069
Size 28/Nema 11 Closed loop.....	070
Size 42/Nema 17 Closed loop.....	071
Size 57/Nema 23 Closed loop.....	072
Size 60/Nema 24 Closed loop.....	073
Size 86/Nema 34 Closed loop.....	074
Size 20/Nema 8 Hollow shaft	075
Size 28/Nema 11 Hollow shaft	076
Size 35/Nema 14 Hollow shaft	077
Size 42/Nema 17 Hollow shaft	078
Size 57/Nema 23 Hollow shaft	079

Integrated Stepper Motor

Naming convention	081
Size 28/Nema 11(Pulse/RS485/CANopen)	083
Size 35/Nema 14(Pulse/RS485/CANopen)	085

Size 42/Nema 17(Pulse/RS485/CANopen).....	087
Size 57/Nema 23(Pulse/RS485/CANopen).....	089

Specialized Stepper Motor

Stepper motor with brake	092
Waterproof stepper motor.....	093

Linear Stage

Size 20 T-screw	096
Size 30 Ball screw.....	097
Size 30 Ball screw.....	099
Size 30 Geared motor.....	100
Size 30 Side Installed motor	101
Size 40 Ball screw.....	103
Size 60 Width belt driven	104
Size 80 Ball screw.....	105
Size 80 Width belt driven.....	106
Size 120 Ball screw.....	107
KK.....	108

Stepper Motor Driver

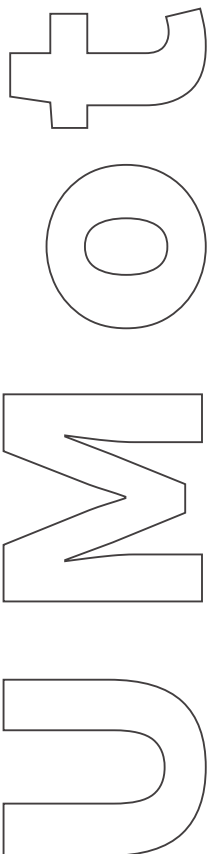
UM242	110
UM243	111
UM244	112
UM244-V-24	113
UM245-T	114
UM22048	115
UM244R	116
UML244R	117
UML246R	118
UM242E	119
UM244E	120
UM2405E	121

Controllers & Accessories

UMC-1B Controllers.....	124
-------------------------	-----

UMC-B2 Controllers.....	124
Photoelectric limit switch.....	125
Slot type photoelectric switch.....	125
Power supply.....	125

Thrust Details for Linear Stepper Motor



LINEAR STEPPER MOTOR



UMot

Naming Convention for Linear Stepper Motor

42H-S-C-6-6-XX/XXX-65-NE-2-400

Motor Size

20 28 35 42 57

Step Angle

KStep Angle 0.9°
EStep Angle 1.2°
SStep Angle 1.8°

Motor Shape

C or no mark; square flange
Y: round flange
SH: 35 39 Standard

Motor Height

Size 20: 0:24.5/1:30/ 2:28/5:38/6:41
Size 28: 1:28/2:32/4:40/5:45/7:52
Size 35: 2:25.5/3:32.5/5:37.5/6:48/7:51
Size 42: 1:34/4:40/6:48/8:60.5
Size 57: 1:45/5:55/6:65/7:76

No. of Wires

3: 3wires、 4: 4wires、 5: 5wires、 6: 6wires

Wire Length

Numbers: wire length
No Mark: connector

Screw Lead

1.2.3.4.6.8.10.12.20(mm)

Screw Type

NE: Non-captive
N: External Driven

Screw Length(mm)

Factory No.

General Specifications

- Screw Precision: 0.18mm/300mm
- Screw Efficiency: 50%-80%, depends on material of nut
- Working Temperature: -40° C~80° C
- Backlash: about 0.02mm
- Nut material: POM, PEEK IGUS Brass Nut
- Life time: Depends on load, speed and environment, normally 10000 hours
- Screw material: Precision Cold Rolled Steel
- Repeated positioning accuracy: ±0.03mm

Linear Stepper Motor

Geared Stepper Motor

Worm Geared Stepper Motor

Stepper Motor

Integrated Stepper Motor

Specialized Stepper Motor

Linear Stage

Stepper Motor Driver

Controllers & Accessories

Screw Lead Options

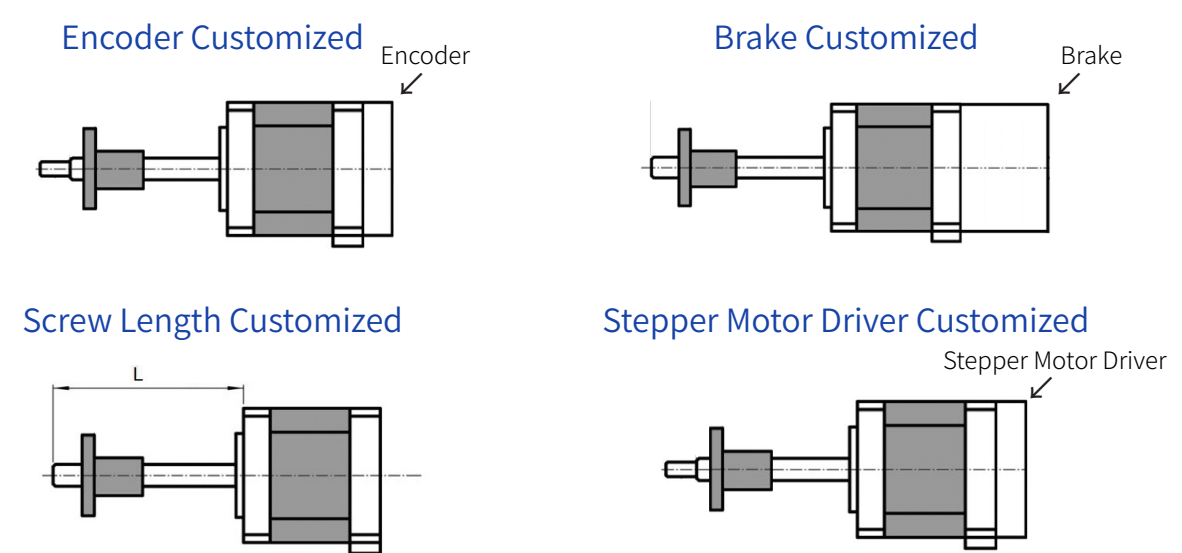
Screw Specifications		Size 20/ Nema 8		Size 28/ Nema 11		Size 35/ Nema 14		Size 42/ Nema 17		Size 57 (Nema 23) /60(Nema 24)	
Diameter* lead	Step length	Non- capitive	External	Non- capitive	External	Non- capitive	External	Non- capitive	External	Non- capitive	External
3.5*0.61	0.00305	*	*								
3.5*1.22	0.0061	*	*	*	*						
3.5*2.44	0.0122	*	*	*	*						
3.5*4	0.02	*	*	*	*						
5*1	0.005		*	*	*						
5*2	0.01		*	*	*	*	*	*	*		
5*4	0.02		*	*	*	*	*	*	*		
5*8	0.04			*	*	*	*	*	*		
5.56*4.8768	0.024384			*	*	*	*	*	*		
5.56*9.7536	0.048768			*	*	*	*	*	*		
6.35*0.61	0.00305			*	*	*	*	*	*		
6.35*1.27	0.00635			*	*	*	*	*	*		
6.35*1.5875	0.0079375			*	*	*	*	*	*		
6.35*3.175	0.015875			*	*	*	*	*	*		
6.35*4.8768	0.024384			*	*	*	*	*	*		
6.35*6.35	0.03175			*	*	*	*	*	*		
6.35*9.7536	0.048768			*	*	*	*	*	*		
8*1	0.005				*	*	*	*	*		
8*2	0.01				*	*	*	*	*	*	*
8*4	0.02				*	*	*	*	*	*	*
8*8	0.04				*	*	*	*	*	*	*
8*12	0.06				*	*	*	*	*	*	*
8*20	0.1							*	*	*	*
9.525*1.5875	0.0079375									*	*
9.525*3.175	0.015875									*	*
10*4	0.02									*	*
10*10	0.05									*	*
12*2	0.01										*
12*4	0.02										*

Customized Product

In order to meet customer application needs, UMOT provides product customization services. Typical product customizations include:

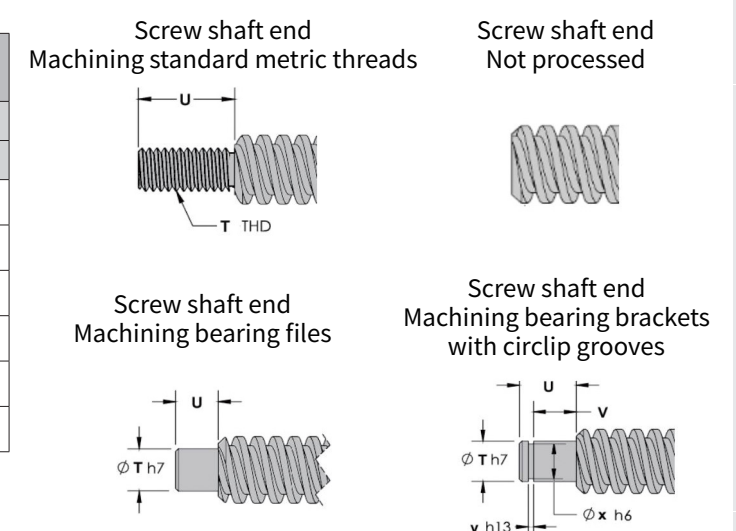
- Screw: screw shaft length, shaft end processing, customized lead, etc.
- Nut: structure type, material, length, mounting holes, etc.
- Motor: windings, lead wires, connectors, bearings, etc.
- Special customization: high and low temperature, corrosion resistance
- Others: Feedback element, IP seal, integrated driver

Customized Solutions



Screw Shaft End Processing

Motor Size	Screw Diameter	Details Size	
		T THD	U mm
20/28	3.5	M2x0.4	6
20/28	5	M2x0.4	6
28/35	5	M3x0.5	6
35/42	6.35	M4x0.7	7
28/35/42	8	M4x0.7	7
57/60	8/9.5/10	M6x1.0	13

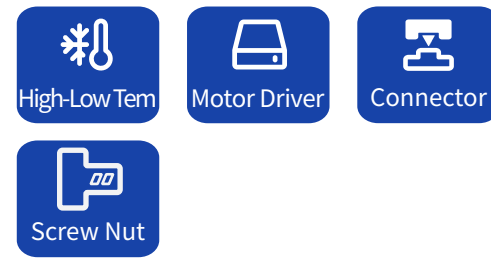


Linear Stepper Motor

Size 20 / Nema 8



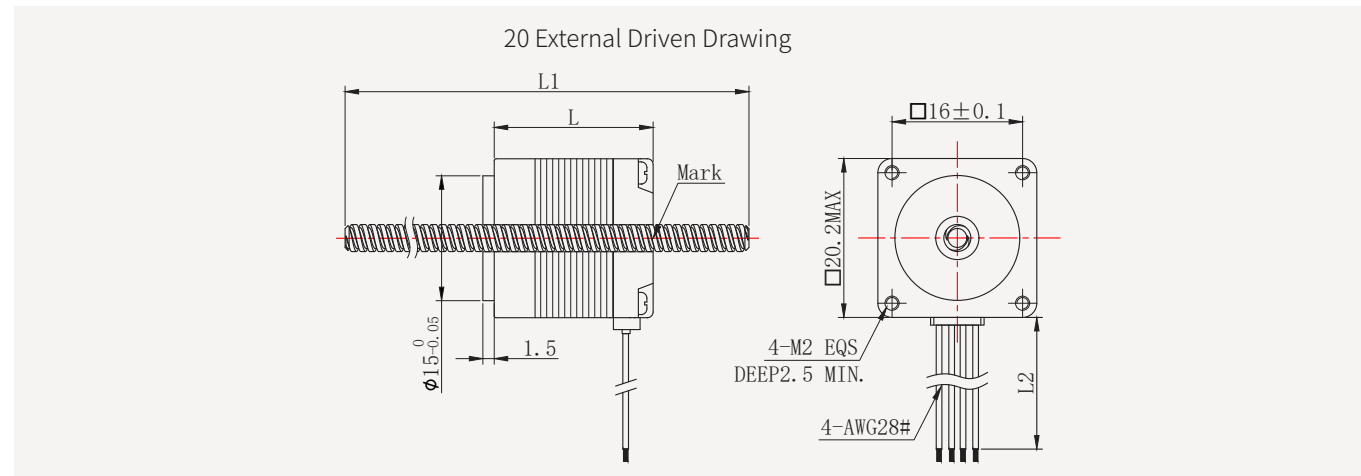
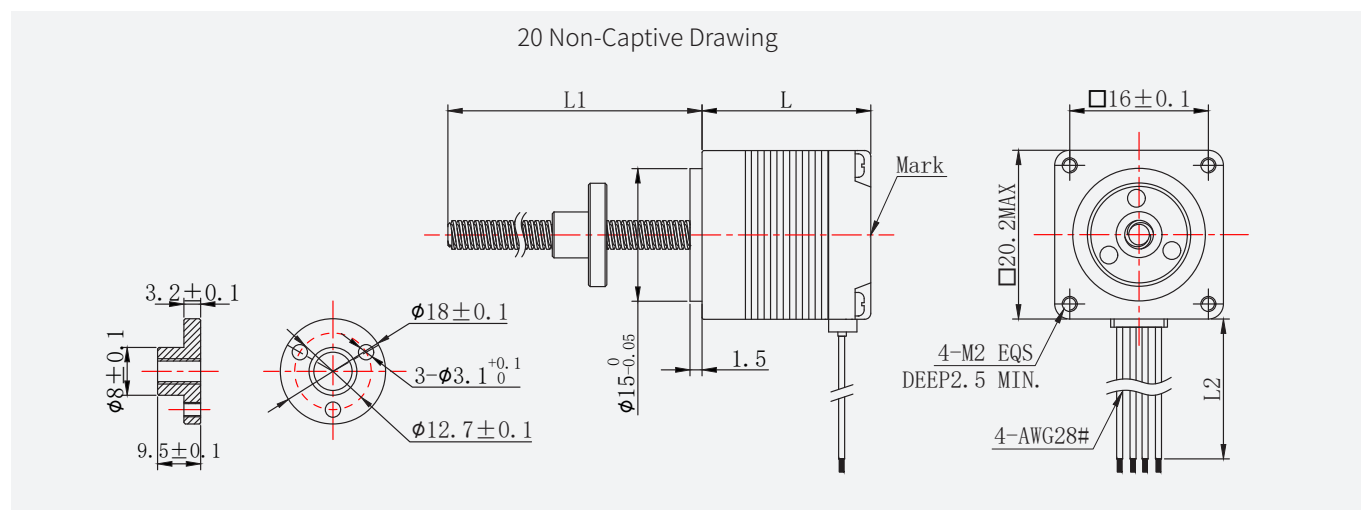
Options



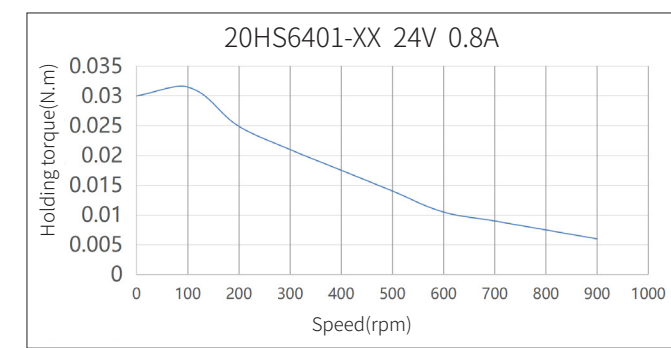
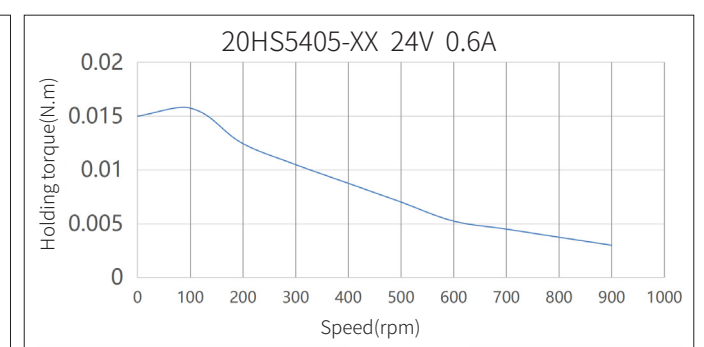
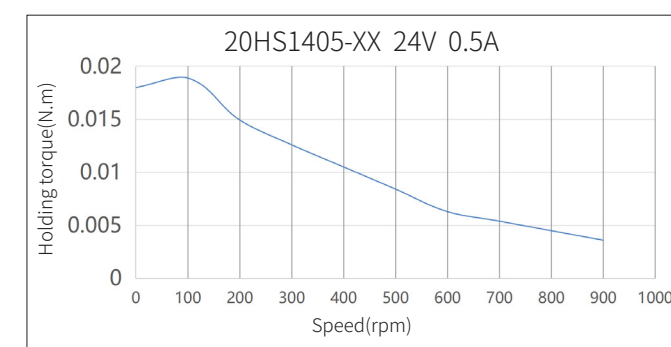
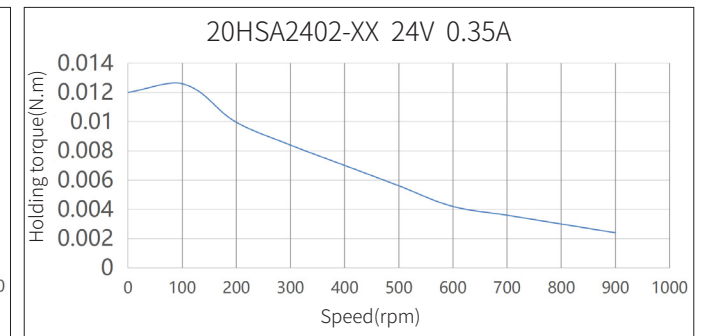
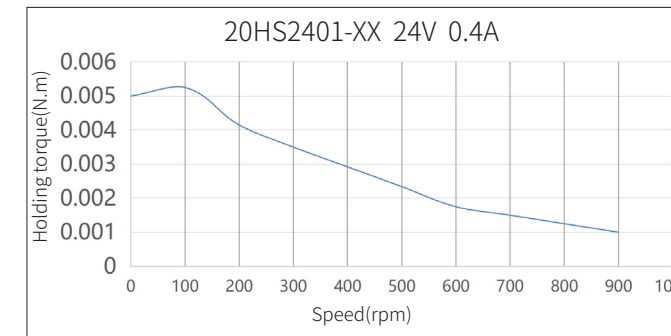
Technical Data

Model No.	Holding Torque (mN.m)	Rated Current (A)	Resistance/phase (Ω)	Rated Voltage (V)	Rotor Inertia (g·cm ²)	Wiring (No.)	Weight (kg)	Motor Height (L) (mm)
20HS0401	5	0.4	6	2.4	2	4	0.06	25
20HSA2402	12	0.35	6	2.1	3	4	0.06	28.5
20HS1405	18	0.5	6.5	3.9	2	4	0.06	30
20HS5405	15	0.6	4.5	2.7	3	4	0.1	38
20HS6401	30	0.8	5.5	4.4	3	4	0.12	41

Dimensions




Torque Curve

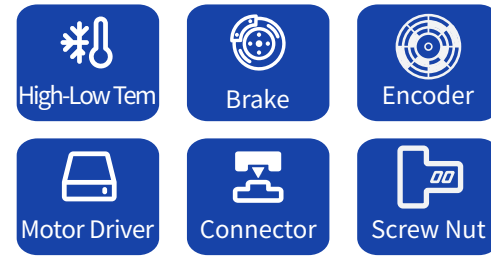


Linear Stepper Motor

Size 28 / Nema 11



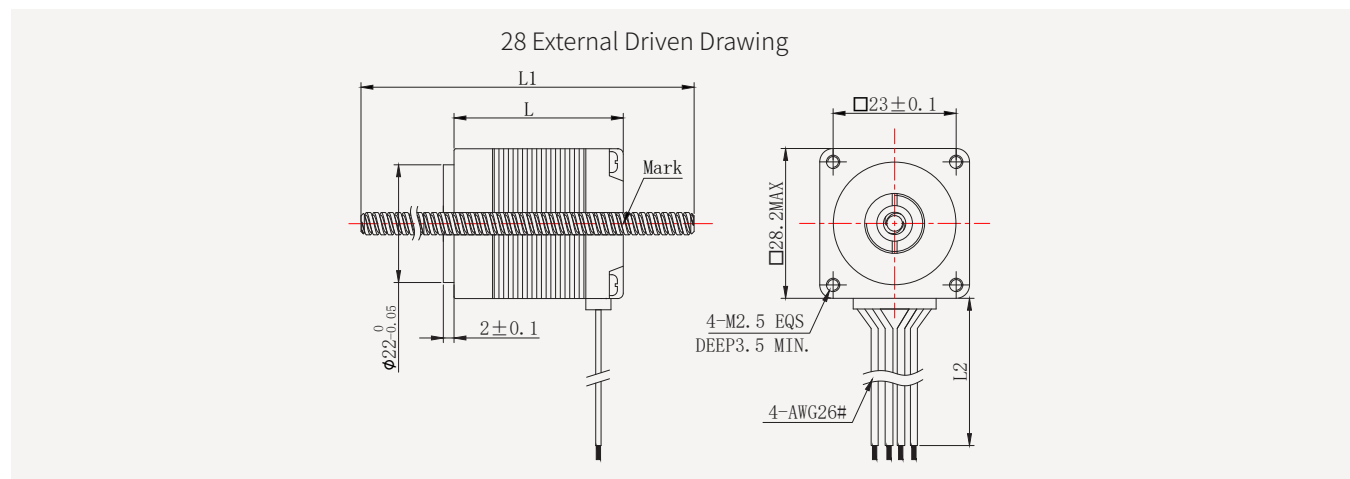
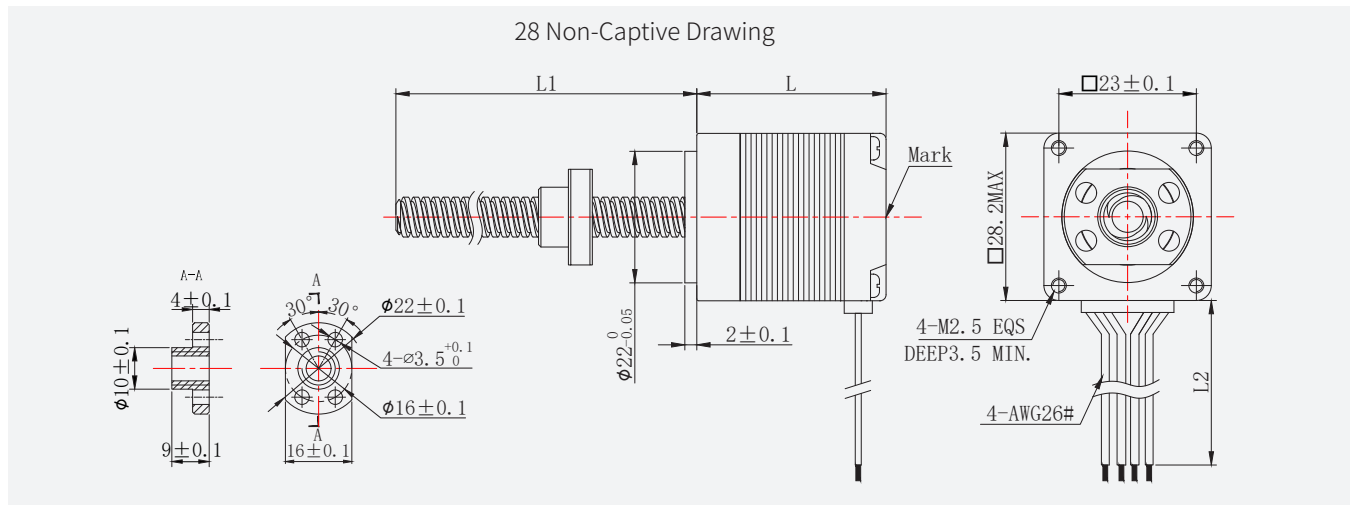
Options



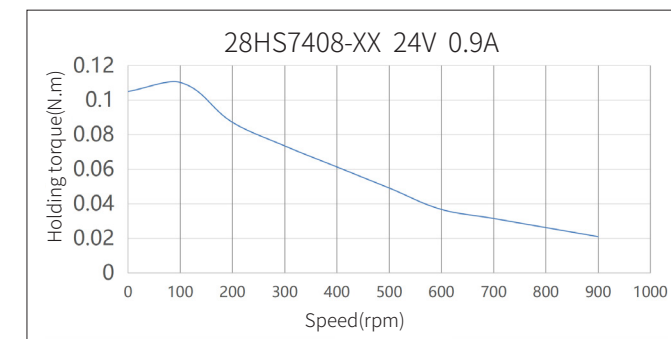
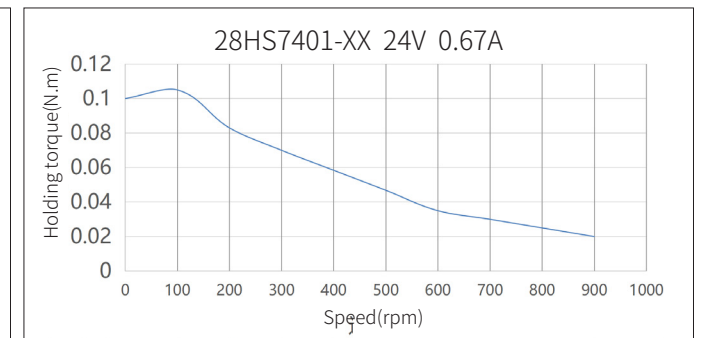
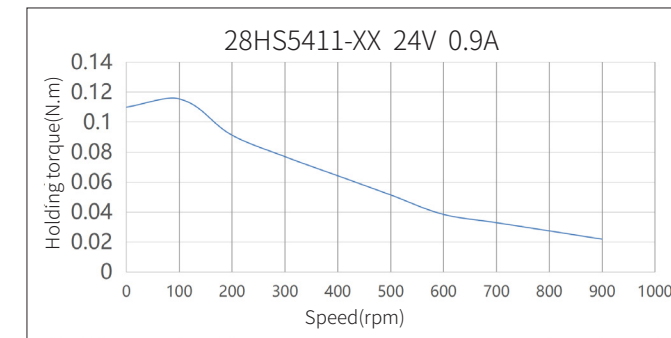
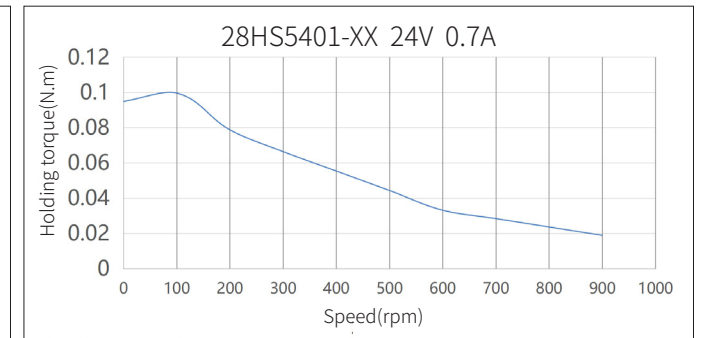
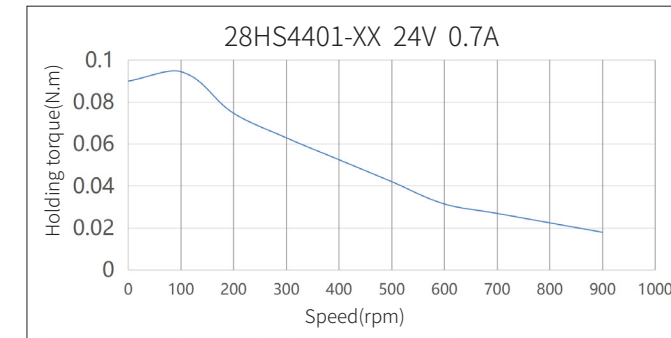
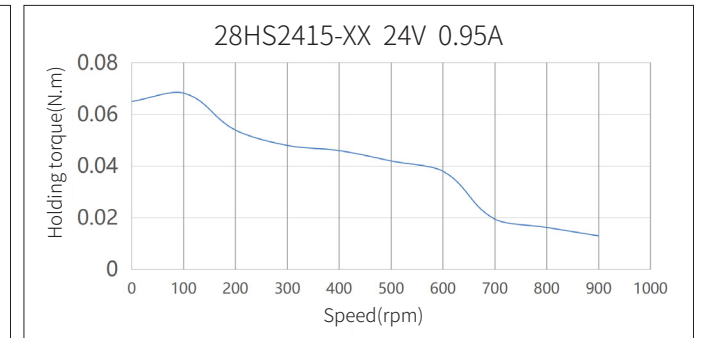
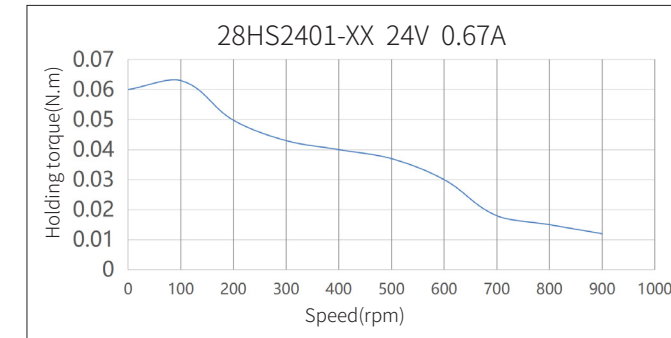
Technical Data

Model No.	Holding Torque (mN.m)	Rated Current (A)	Resistance/phase (Ω)	Rated Voltage (V)	Rotor Inertia (g-cm ²)	Wiring (No.)	Weight (kg)	Motor Height (L) (mm)
28HS2401	60	0.67	5.8	3.88	15	4	0.15	32
28HS2415	65	0.95	3.2	3.04	15	4	0.15	32
28HS4401	90	0.7	6.5	4.9	25	4	0.16	40
28HS5401	95	0.7	7	4.9	28	4	0.2	45
28HS5411	110	0.9	1.4	2.66	36	4	0.2	45
28HS7401	100	0.67	9	6.03	45	4	0.25	52
28HS7408	105	0.9	6	4.5	45	4	0.25	52

Dimensions




Torque Curve

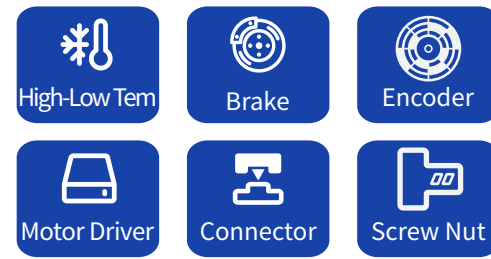


Linear Stepper Motor

Size 35 / Nema 14



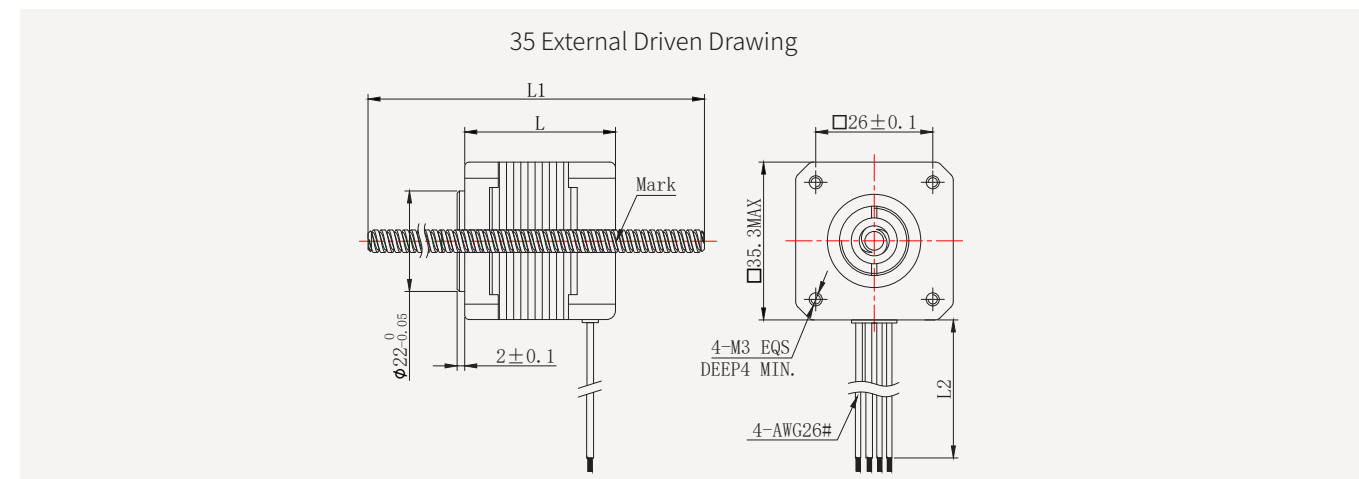
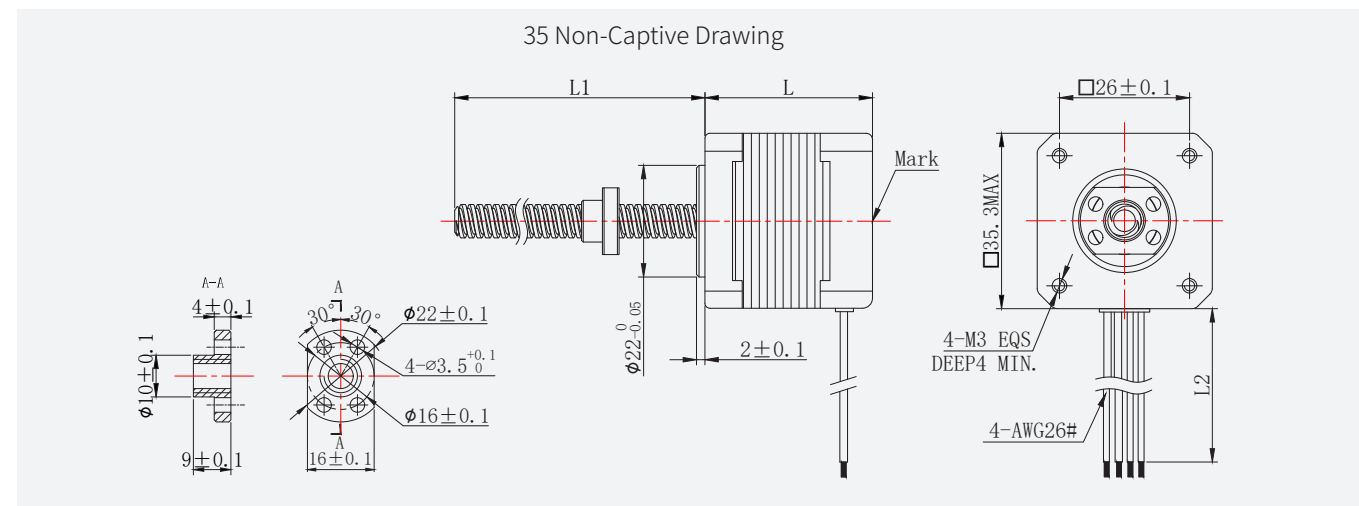
Options



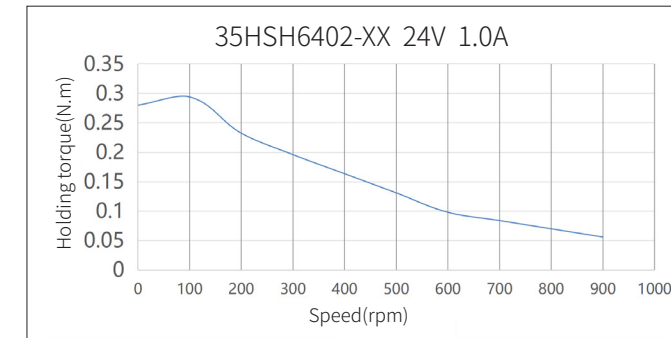
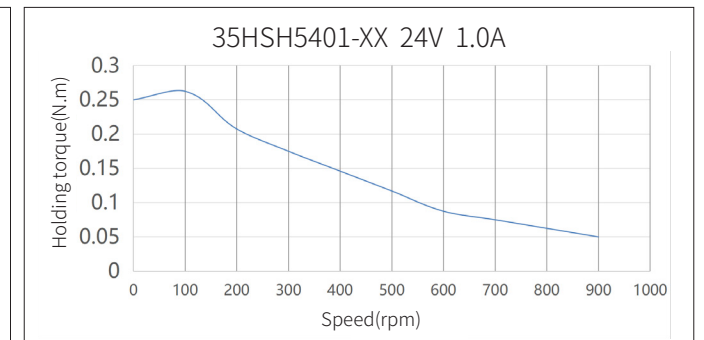
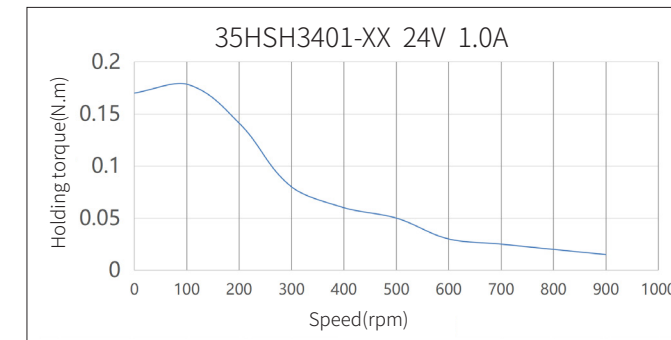
Technical Data

Model No.	Holding Torque (mN.m)	Rated Current (A)	Resistance/phase (Ω)	Rated Voltage (V)	Rotor Inertia (g-cm ²)	Wiring (No.)	Weight (kg)	Motor Height (L) (mm)
35HSH3401	170	1	2.7	2.7	45	4	0.3	32.5
35HSH5401	250	1	4.5	4.5	30	4	0.35	38.5
35HSH6402	280	1	6	2.5	45	4	0.4	45.5

Dimensions



Torque Curve




Linear Stepper Motor
Geared Stepper Motor
Worm Geared Stepper Motor
Stepper Motor
Integrated Stepper Motor
Specialized Stepper Motor
Linear Stage Stepper Motor
Stepper Motor Driver
Controllers & Accessories

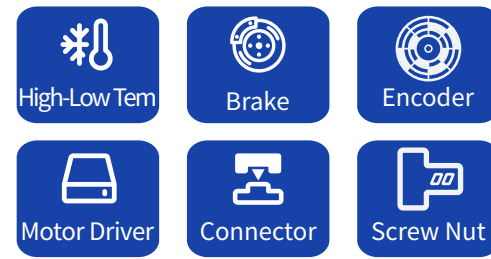
Linear Stepper Motor
Geared Stepper Motor
Worm Geared Stepper Motor
Stepper Motor
Integrated Stepper Motor
Specialized Stepper Motor
Linear Stage Stepper Motor
Stepper Motor Driver
Controllers & Accessories

Linear Stepper Motor

Size 42 / Nema 17



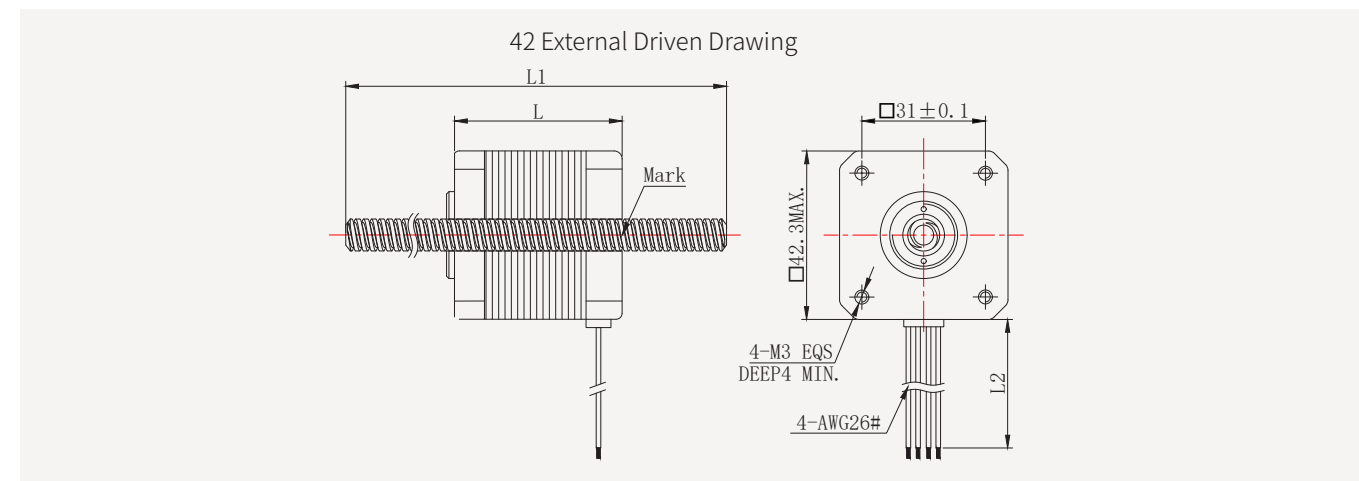
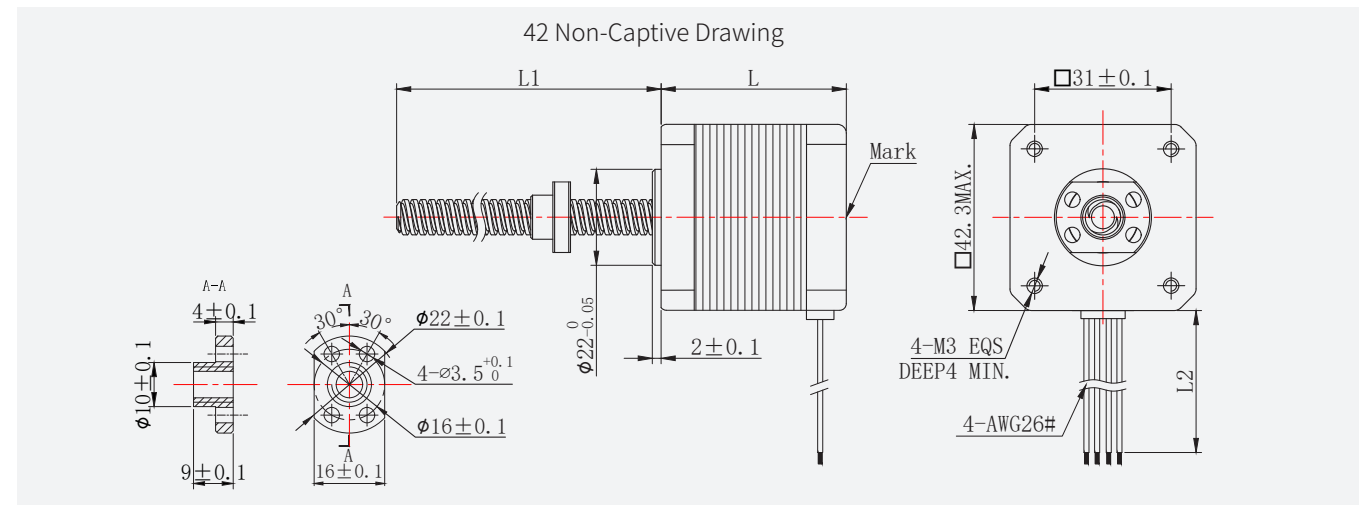
Options



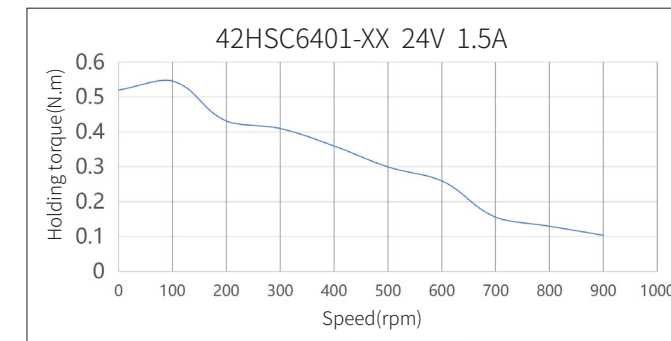
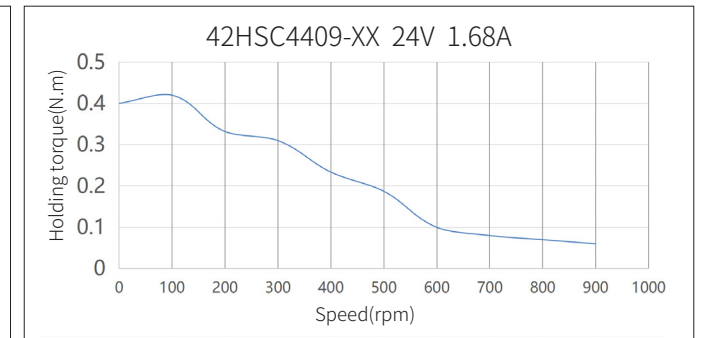
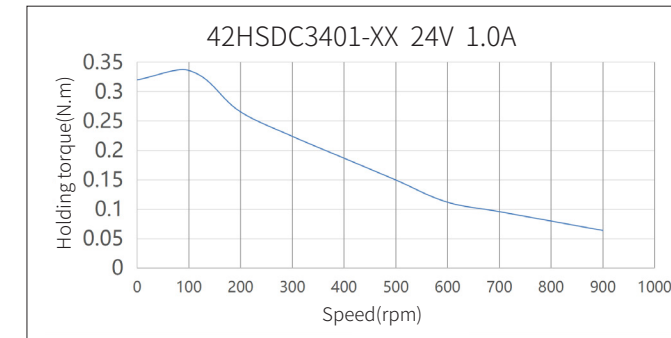
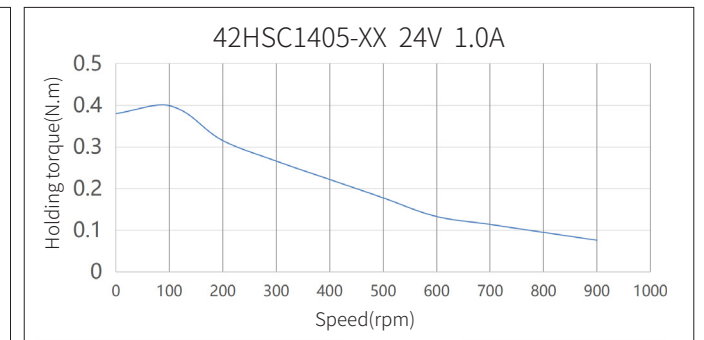
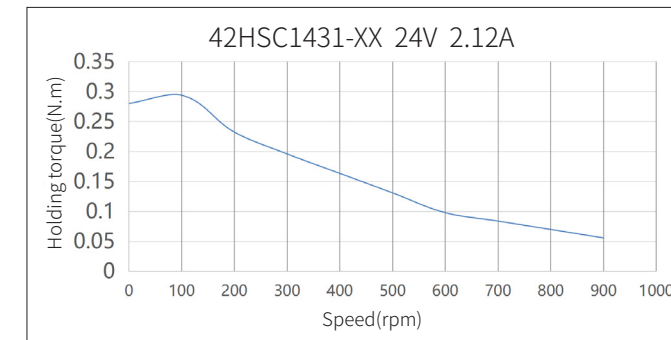
Technical Data

Model No.	Holding Torque (mN.m)	Rated Current (A)	Resistance/phase (Ω)	Rated Voltage (V)	Rotor Inertia (g-cm ²)	Wiring (No.)	Weight (kg)	Motor Height (L) (mm)
42HSC1431	280	2.12	1.1	2.33	35	4	0.3	34
42HSC1405	380	1	7	7	35	4	0.3	34.5
42HSDC3401	320	1	2.2	2.2	35	4	0.4	38
42HSC4409	400	1.68	1.65	3.3	55	4	0.42	40
42HSC6401	520	1.5	3.2	4.8	150	4	0.45	48

Dimensions



Torque Curve



Linear Stepper Motor
Geared Stepper Motor
Worm Geared Stepper Motor
Stepper Motor
Integrated Stepper Motor
Specialized Stepper Motor
Linear Stage
Stepper Motor Driver
Controllers & Accessories

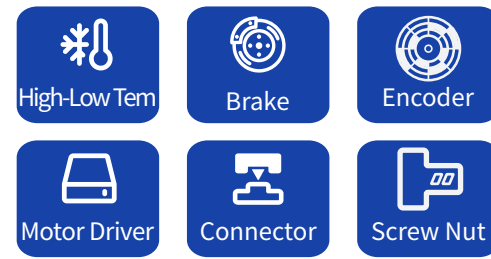
Linear Stepper Motor
Geared Stepper Motor
Worm Geared Stepper Motor
Stepper Motor
Integrated Stepper Motor
Specialized Stepper Motor
Linear Stage
Stepper Motor Driver
Controllers & Accessories

Linear Stepper Motor

Size 57 / Nema 23



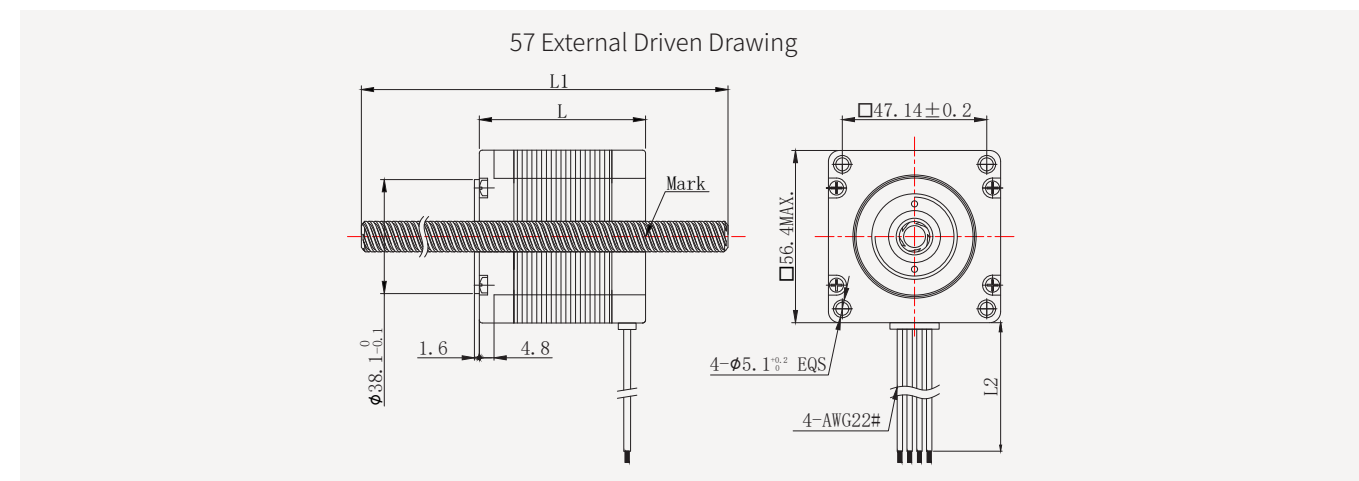
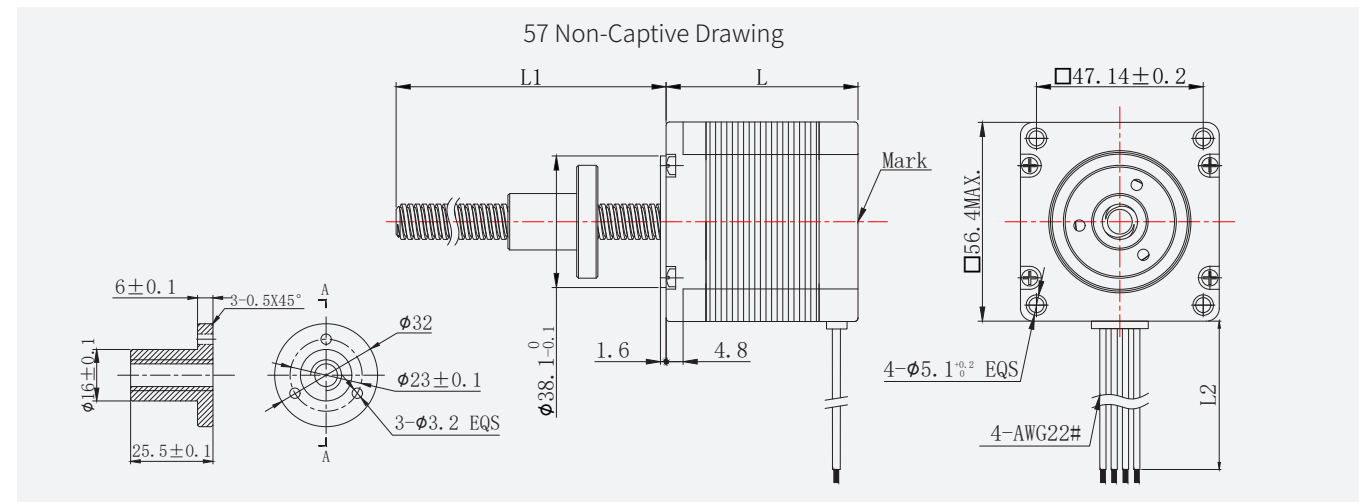
Options



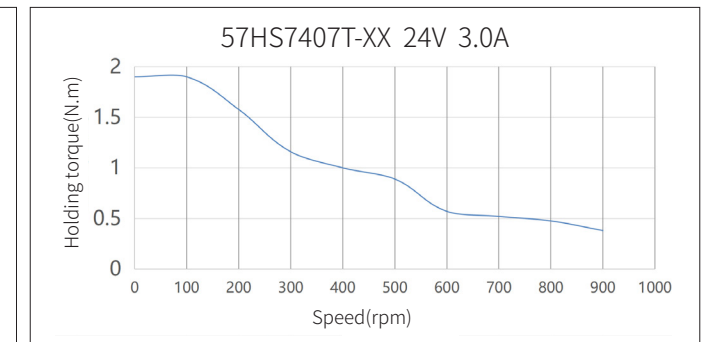
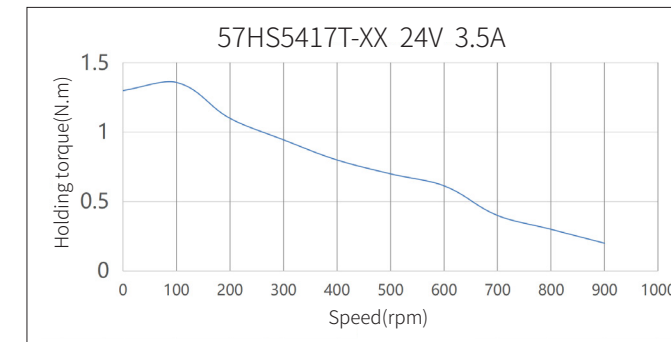
Technical Data

Model No.	Holding Torque (mN.m)	Rated Current (A)	Resistance/phase (Ω)	Rated Voltage (V)	Rotor Inertia (g-cm ²)	Wiring (No.)	Weight (kg)	Motor Height (L) (mm)
57HS5417T	1300	3.5	0.85	2.98	200	4	0.7	55
57HS7407T	1900	3	0.7	2.1	230	4	1.1	76

Dimensions



Torque Curve



Linear Stepper Motor
Geared Stepper Motor
Worm Geared Stepper Motor
Stepper Motor
Integrated Stepper Motor
Specialized Stepper Motor
Linear Stage Stepper Motor
Stepper Motor Driver
Controllers & Accessories

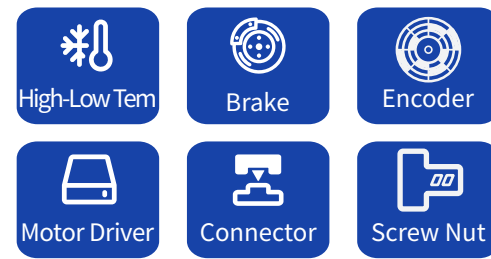
Linear Stepper Motor
Geared Stepper Motor
Worm Geared Stepper Motor
Stepper Motor
Integrated Stepper Motor
Specialized Stepper Motor
Linear Stage Stepper Motor
Stepper Motor Driver
Controllers & Accessories

Closed Loop Linear Stepper Motor

Size 28 / Nema 11



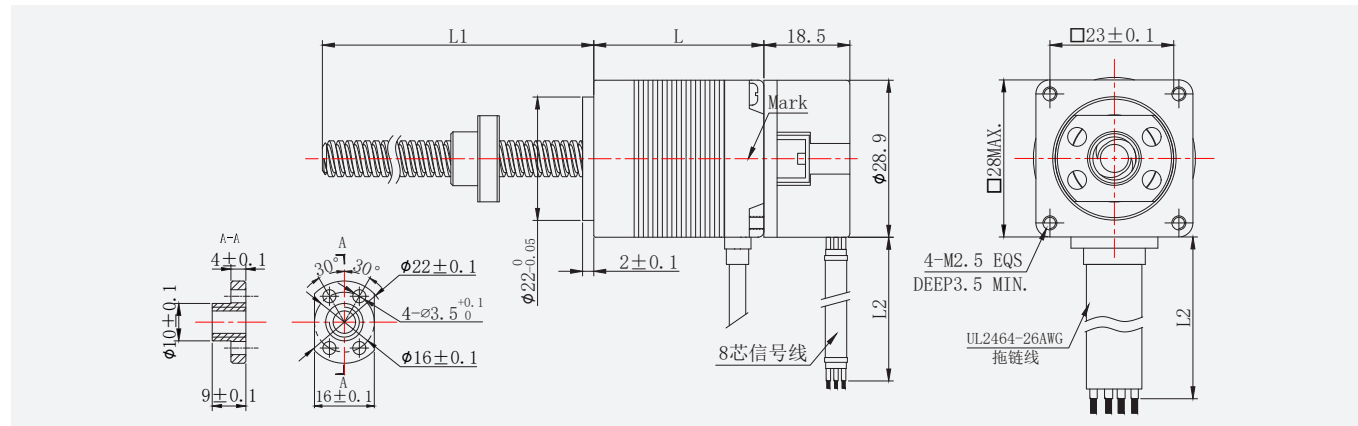
Options



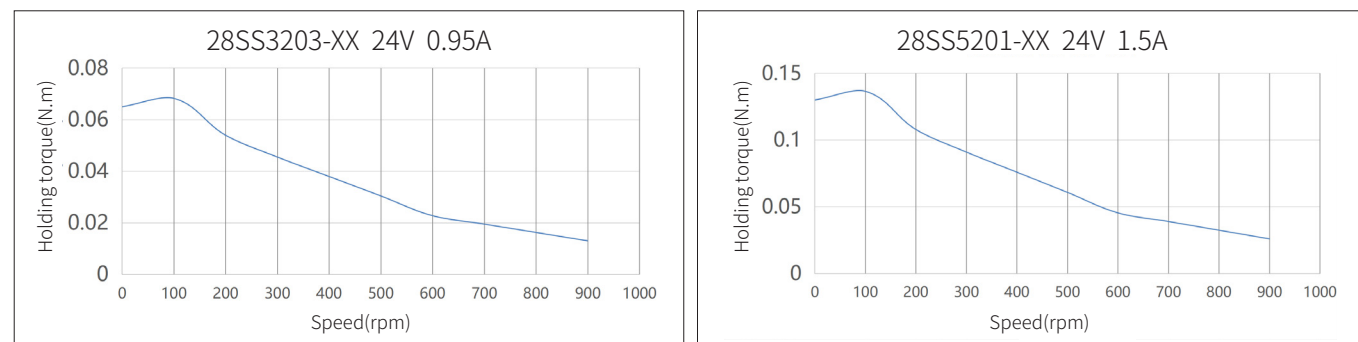
Technical Data

Model No.	Holding Torque (mN.m)	Rated Current (A)	Resistance/phase (Ω)	Rated Voltage (V)	Rotor Inertia (g·cm ²)	Wiring (No.)	Weight (kg)	Encoder Height (mm)	Motor Height(L) (mm)
28SS3203	65	0.95	3.2	3.04	15	4	0.2	18	32.5
28SS5201	130	1.5	2.8	4.2	35	4	0.28	18	52

Dimensions




Torque Curve

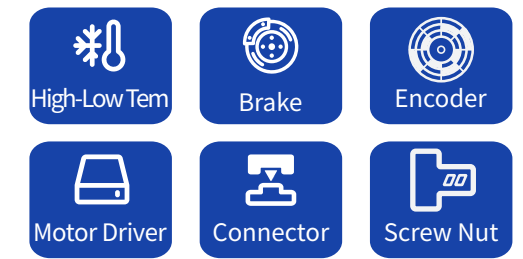


Closed Loop Linear Stepper Motor

Size 42 / Nema 17



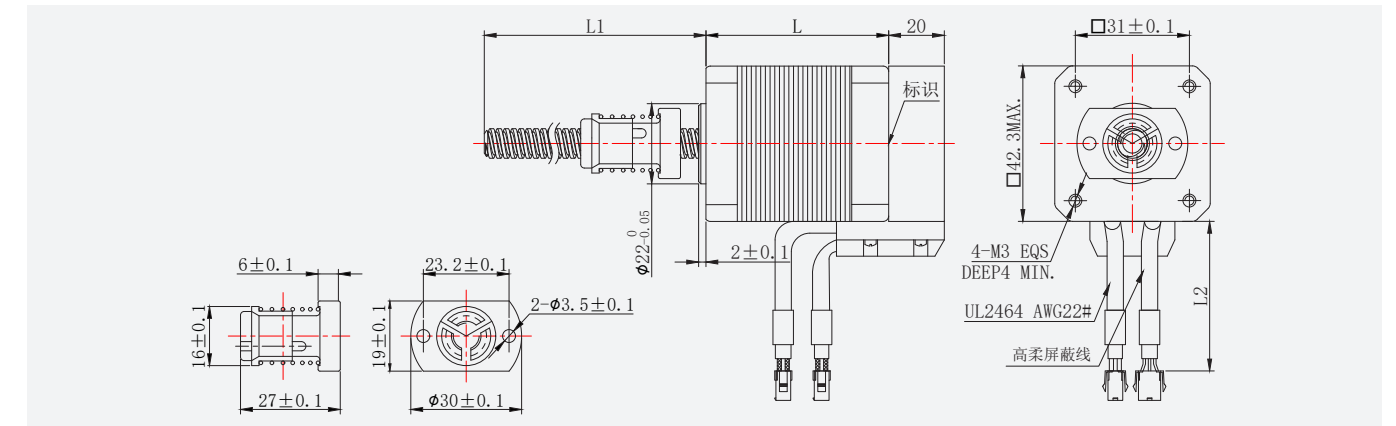
Options



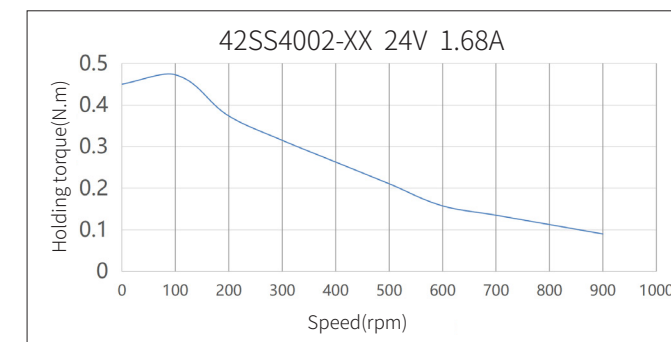
Technical Data

Model No.	Holding Torque (mN.m)	Rated Current (A)	Resistance/phase (Ω)	Rated Voltage (V)	Rotor Inertia (g·cm ²)	Wiring (No.)	Weight (kg)	Encoder Height (mm)	Motor Height(L) (mm)
42SS4002	450	1.68	1.65	2.8	40	4	0.35	20	40

Dimensions




Torque Curve









Closed Loop Linear Stepper Motor

Size 57 / Nema 23



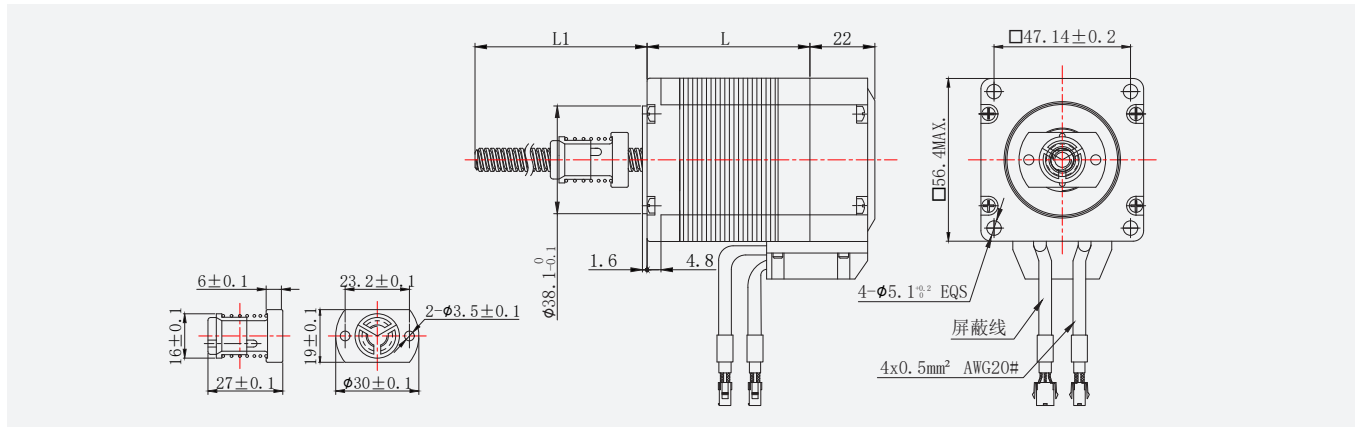
Options

-  High-Low Tem
-  Brake
-  Encoder
-  Motor Driver
-  Connector
-  Screw Nut

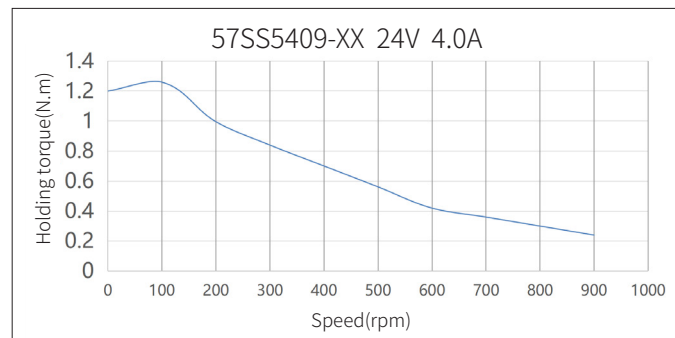
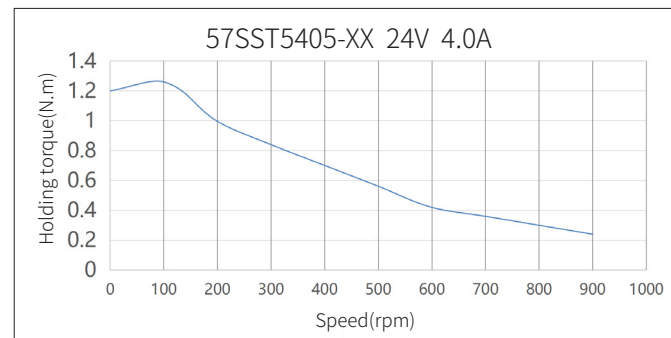
Technical Data

Model No.	Holding Torque (mN.m)	Rated Current (A)	Resistance/phase (Ω)	Rated Voltage (V)	Rotor Inertia (g·cm ²)	Wiring (No.)	Weight (kg)	Encoder Height (mm)	Motor Height(L) (mm)
57SST5405	1200	4.0	0.5	2.0	200	4	1.0	22	55
57SS5409	1200	4.0	0.5	2.0	200	4	1.0	22	55

Dimensions



Torque Curve



Linear Stepper Motor
 Geared Stepper Motor
 Worm Geared Stepper Motor
 Stepper Motor
 Integrated Stepper Motor
 Specialized Stepper Motor
 Linear Stage
 Stepper Motor Driver
 Controllers & Accessories

Linear Stepper Motor
 Geared Stepper Motor
 Worm Geared Stepper Motor
 Stepper Motor
 Integrated Stepper Motor
 Specialized Stepper Motor
 Linear Stage
 Stepper Motor Driver
 Controllers & Accessories

PLANRTARY GEARED STEPPER MOTOR



UMot

NAMEPLATE DEFINITION OF THE PLANETARY GEARED STEPPER MOTOR

28HS - 7401 - T15 - 20 - PG - 051 - JM - SC - 300

Motor Size

20 28 35
42 57 60

Motor Height

Size 20: 30 40
Size 28: 25 32 45 52
Size 35: 28 39 48
Size 42: 34 40 48
Size 57: 55 76
Size 60: 55

Back Shaft

T15: Back shaft at 15mm
No back shaft

Gearbox size(mm)

20 28 35 42 57 60

Wire Length

Numbers: wire length
No Mark: connector

SC: With brake
E: With encoder

Backlash

J: Planetary gearbox backlash $\leq 1.8^\circ$
JZ: Planetary gearbox backlash $\leq 1.5^\circ$
PM: Planetary gearbox backlash ≤ 30 arc
JM: Planetary gearbox backlash ≤ 15 arc

Reduction ratio

Standard: 3.7 5.2 14 19 27 51 71 100 139 189 254 369
High Precision: 4 5 7 10 16 20 25 28 35 40 50 70 100

Planetary Gear Reducer

Linear Stepper Motor

Geared Stepper Motor

Worm Geared Stepper Motor

Stepper Motor

Integrated Stepper Motor

Specialized Stepper Motor

Linear Stage


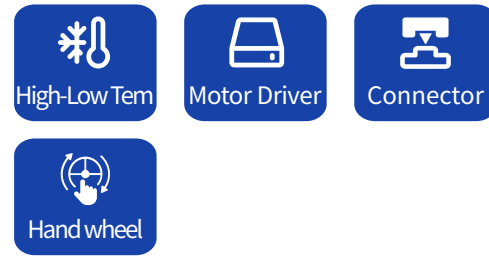
Stepper Motor Driver

Controllers & Accessories

Planetary Geared Stepper Motor (Backlash ≤ 15 arcmin)

Size 20 / Nema 8

Options



Technical Data

Model No.	Rated Voltage (V)	Rated Current (A)	Resistance/phase (Ω)	Inductance/Phase (mH)	Holding Torque (mN.m)	Wiring (No.)	Rotor Inertia ($g\cdot cm^2$)	Weight (kg)	Length (L) (mm)	Reduction Ratio
20HS1405	3.25	0.5	6.5	1.5	15	4	2	0.06	30	$\leq 1: 70$
20HS6401	4.4	0.8	5.50	1.5	30	4	3	0.1	41	$\leq 1: 70$

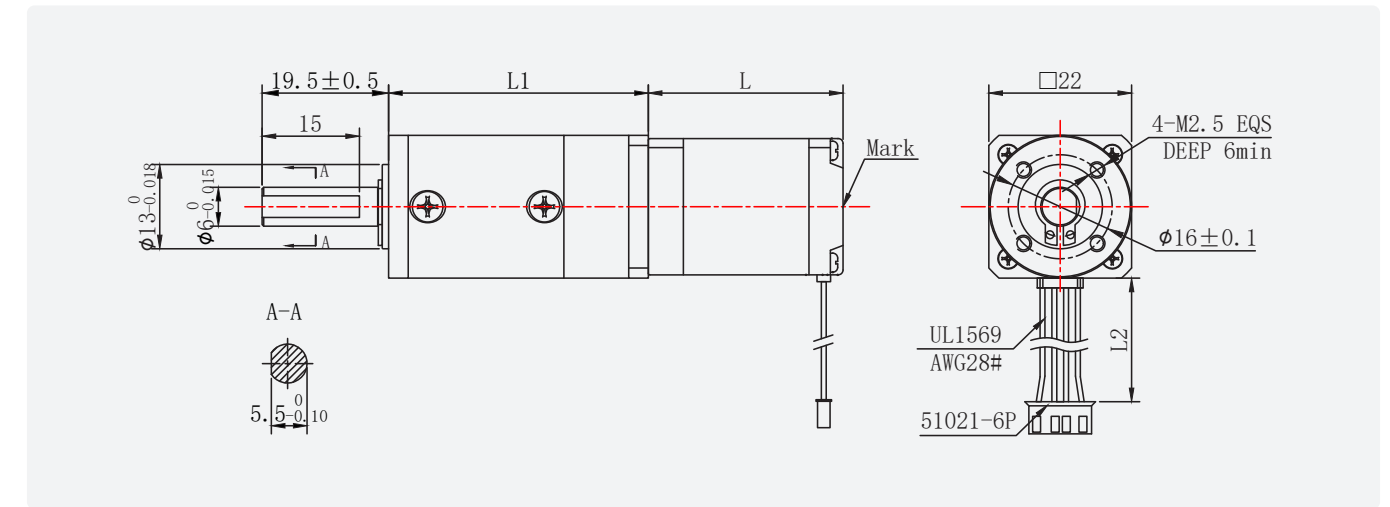
Geared Stepper Motor Specifications(20HS1405)

减速比	4	5	7	10	16	20	25	28	35	40	50	70
减速电机输出扭矩 (mN.m)	57.6	72	100.8	144	225.6	282	352.5	394.8	493.5	564	705	987
减速电机总高度 (L+L1)	70.0				78.0							
减速电机总重量 (g)	156				176							
减速级数	1				2							
减速器长度 (L1)	40				48							
背隙 (无负载时)	15arc~20arc											
效率	96%				94%							

Geared Stepper Motor Specifications(20HS6401)


Ratio	4	5	7	10	16	20	25	28	35	40	50	70
Holding Torque for Gearbox(mN.m)	115	144	202	288	451	564	705	790	987	1128	1410	1974
Total Length (L+L1)	81.0				89.0							
Total Weight (g)	196				216							
No.of Stage	1				2							
Gearbox Length (L1)	40				48							
Backlash (No load)	15-20arcmin											
Efficiency	96%				94%							

Dimensions

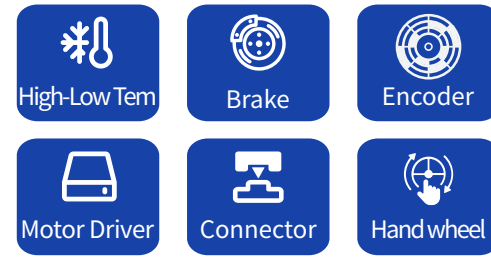


Round Flange Planetary Geared Stepper Motor (Backlash ≤ 15 arcmin)

Size 28 / Nema 11



Options



Technical Data

Model No.	Rated Voltage (V)	Rated Current (A)	Resistance/phase (Ω)	Inductance/Phase (mH)	Holding Torque (mN.m)	Wiring (No.)	Rotor Inertia ($g\cdot cm^2$)	Weight (kg)	Length (L) (mm)	Reduction Ratio
28HS0405	2.8	0.8	3.5	1.5	25	4	6	0.08	25.5	$\leq 1: 200$
28HS2401	3.88	0.67	5.8	4.2	70	4	15	0.13	32.5	$\leq 1: 200$
28HS5401	4.9	0.7	7	5	95	4	28	0.2	45	$\leq 1: 200$
28HS7401	6.03	0.67	9	7	110	4	45	0.25	52	$\leq 1: 200$

Geared Stepper Motor Specifications (28HS0405)

Ratio	4	5	7	10	16	20	25	28	35	40	50	70	64	80	100	125	140	175	200		
Holding Torque for Gearbox (mN.m)	96	120	168	240	376	470	587.5	658	822.5	940	1175	1306	1440	1800	2550	2812.5	3150	3938	4500		
Total Length (L+L1)	58.5			67			74.5														
Total Weight (g)	180			210			240														
No. of Stage	1			2			3														
Gearbox Length (L1)	33.0			41.5			49.0														
Backlash (No load)	$\leq 15'$			$\leq 20'$			$\leq 25'$														
Efficiency	96%			94%			90%														

Geared Stepper Motor Specifications (28HS2401)

Ratio	4	5	7	10	16	20	25	28	35	40	50	70	64	80	100	125	140	175	200		
Holding Torque for Gearbox (mN.m)	268.8	336	470.4	672	1052.8	1316	1645	1842.4	2303	2632	3000	3000	4032	5040	6000	6000	6000	6000	6000		
Total Length (L+L1)	65.5			74			81.5														
Total Weight (g)	230			260			290														
No. of Stage	1			2			3														
Gearbox Length (L1)	33.0			41.5			49.0														
Backlash (No load)	$\leq 15'$			$\leq 20'$			$\leq 25'$														
Efficiency	96%			94%			90%														

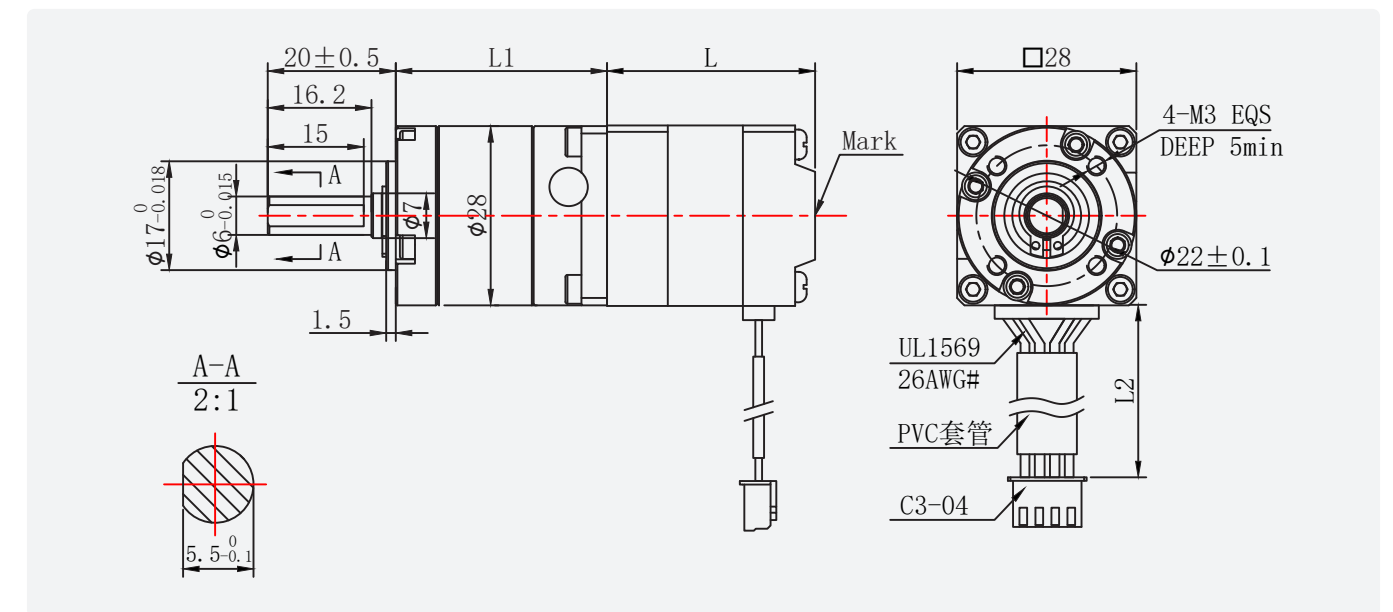
Geared Stepper Motor Specifications (28HS5401)

Ratio	4	5	7	10	16	20	25	28	35	40	50	70	64	80	100	125	140	175	200		
Holding Torque for Gearbox (mN.m)	364.8	456	638.4	912	1422.8	1786	2232.5	2500.4	3125.5	3000	3000	3000	5472	6000	6000	6000	6000	6000	6000		
Total Length (L+L1)	78			86.5			94														
Total Weight (g)	300			330			360														
No. of Stage	1			2			3														
Gearbox Length (L1)	33.0			41.5			49.0														
Backlash (No load)	$\leq 15'$			$\leq 20'$			$\leq 25'$														
Efficiency	96%			94%			90%														

Geared Stepper Motor Specifications (28HS7401)


Ratio	4	5	7	10	16	20	25	28	35	40	50	70	64	80	100	125	140	175	200		
Holding Torque for Gearbox (mN.m)	422.4	528	739.2	1000	1654.4	2068	2585	2895.2	3619	3000	3000	3000	6000	6000	6000	6000	6000	6000	6000		
Total Length (L+L1)	85			93.5			101														
Total Weight (g)	350			380			410														
No. of Stage	1			2			3														
Gearbox Length (L1)	33.0			41.5			49.0														
Backlash (No load)	$\leq 15'$			$\leq 20'$			$\leq 25'$														
Efficiency	96%			94%			90%														

Dimensions

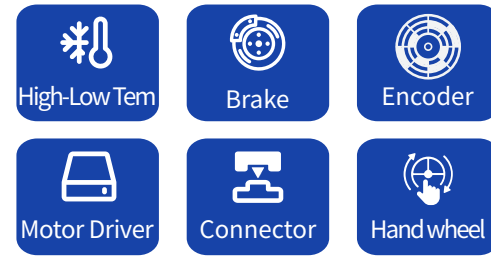


Round Flange Planetary Geared Stepper Motor(Backlash ≤ 15 arcmin)

Size 42 / Nema 17



Options



Technical Data

Model No.	Rated Voltage (V)	Rated Current (A)	Resistance/phase (Ω)	Inductance/Phase (mH)	Holding Torque (mN.m)	Wiring (No.)	Rotor Inertia ($g\cdot cm^2$)	Weight (kg)	Length (L) (mm)	Reduction Ratio
42HSC1409	2.93	1.33	2.2	3.5	270	4	30	0.22	34	$\leq 1: 100$
42HSC4409	2.5	1.5	1.65	3.3	380	4	40	0.3	40	$\leq 1: 100$

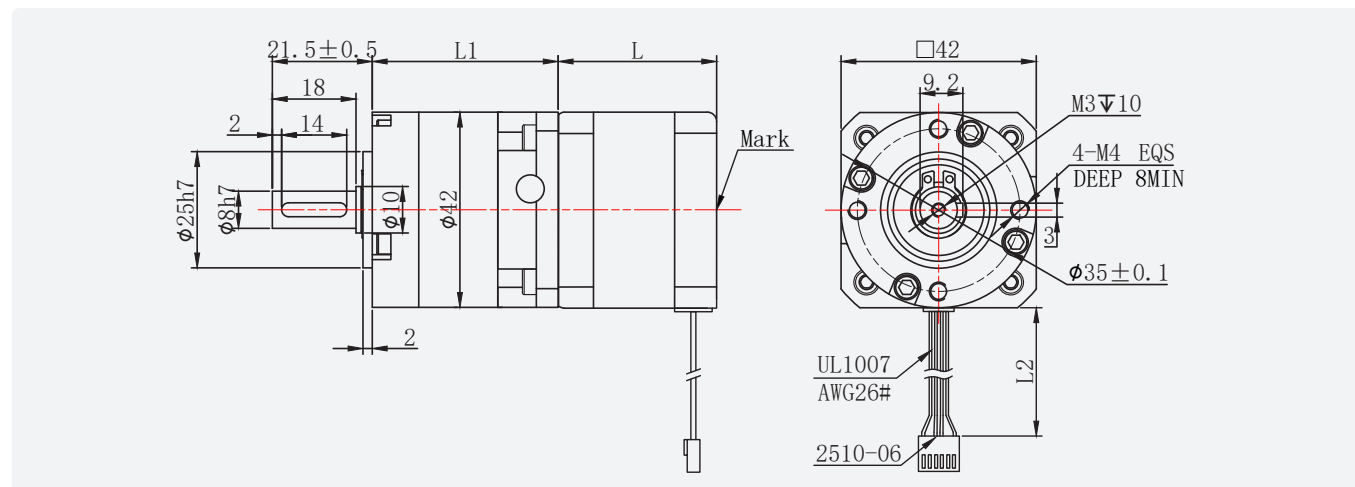
Geared Stepper Motor Specifications(42HSC1409)

Ratio	3	4	5	7	10	12	15	16	20	25	28	35	40	50	70	100
Holding Torque for Gearbox(mN.m)	777	1036	1296	1814	2592	3045	3807	4060	5076	6345	7106	8883	10000	10000	10000	10000
Total Length (L+L1)	74					85										
Total Weight (g)	470					570										
No.of Stage	1					2										
Gearbox Length (L1)	40.0					51.0										
Backlash (No load)	$\leq 15'$					$\leq 20'$										
Efficiency	96%					94%										

Geared Stepper Motor Specifications(42HSC4409)


Ratio	3	4	5	7	10	12	15	16	20	25	28	35	40	50	70	100
Holding Torque for Gearbox(mN.m)	1094	1459	1824	2553	3648	4286	5358	5715	7144	8930	10000	10000	10000	10000	10000	10000
Total Length (L+L1)	80					91										
Total Weight (g)	550					650										
No.of Stage	1					2										
Gearbox Length (L1)	40.0					51.0										
Backlash (No load)	$\leq 15'$					$\leq 20'$										
Efficiency	96%					94%										

Dimensions

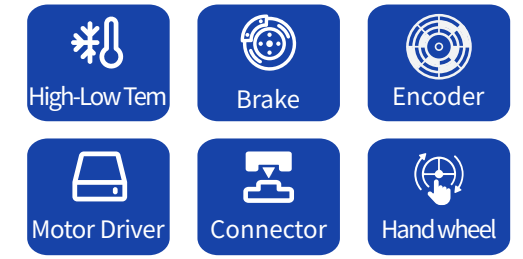


Square Flange Planetary Geared Stepper Motor(Backlash ≤ 15 arcmin)

Size 42 / Nema 17



Options



Technical Data

Model No.	Rated Voltage (V)	Rated Current (A)	Resistance/phase (Ω)	Inductance/Phase (mH)	Holding Torque (mN.m)	Wiring (No.)	Rotor Inertia ($g\cdot cm^2$)	Weight (kg)	Length (L) (mm)	Reduction Ratio
42HSC1409	2.93	1.33	2.2	3.5	270	4	30	0.22	34	$\leq 1: 100$
42HSC4409	2.5	1.5	1.65	3.3	380	4	40	0.3	40	$\leq 1: 100$

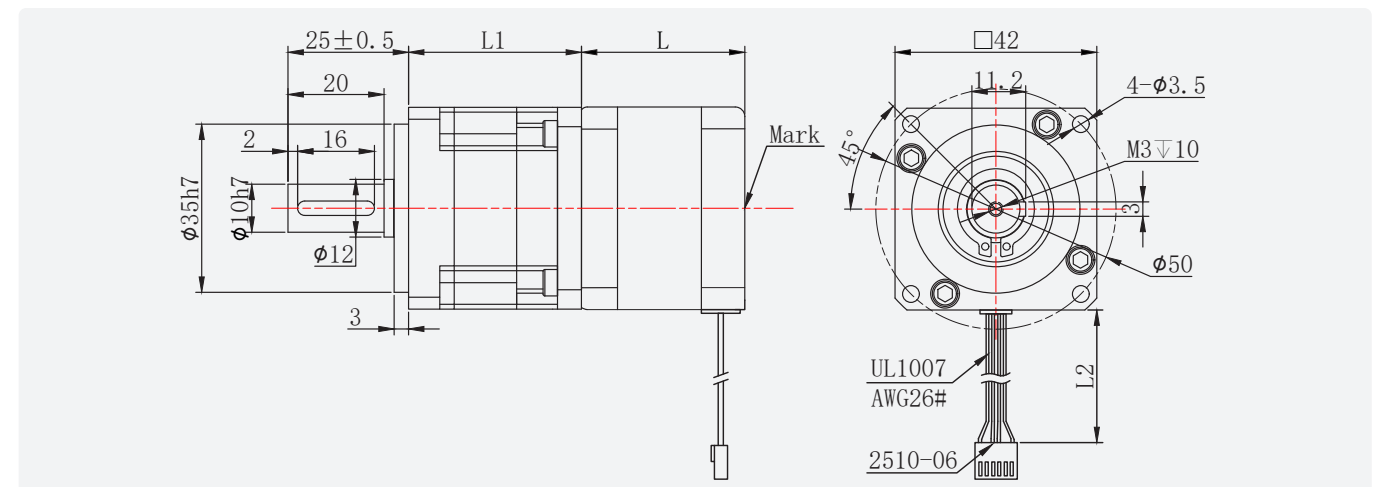
Geared Stepper Motor Specifications(42HSC1409)

Ratio	4	5	7	10	16	20	25	28	35	40	50	70	100	
Holding Torque for Gearbox(mN.m)	1036	1296	1817	2592	4060	5076	6345	7106	8883	10000	10000	10000	10000	
Total Length (L+L1)	69				80									
Total Weight (g)	470				570									
No.of Stage	1				2									
Gearbox Length (L1)	35.0				46.0									
Backlash (No load)	$\leq 15'$				$\leq 20'$									
Efficiency	96%				94%									

Geared Stepper Motor Specifications(42HSC4409)


Ratio	4	5	7	10	16	20	25	28	35	40	50	70	100
Holding Torque for Gearbox(mN.m)	1459	1824	3553	3648	5715	7144	8930	10000	10000	10000	10000	10000	10000
Total Length (L+L1)	75			86									
Total Weight (g)	550			650									
No.of Stage	1			2									
Gearbox Length (L1)	35.0			46.0									
Backlash (No load)	$\leq 15'$			$\leq 20'$									
Efficiency	96%			94%									

Dimensions

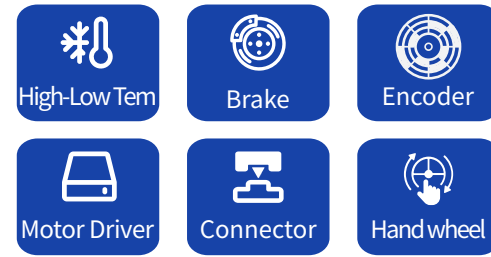


Planetary Geared Stepper Motor (Backlash ≤ 15 arcmin)

Size 57 / Nema 23



Options



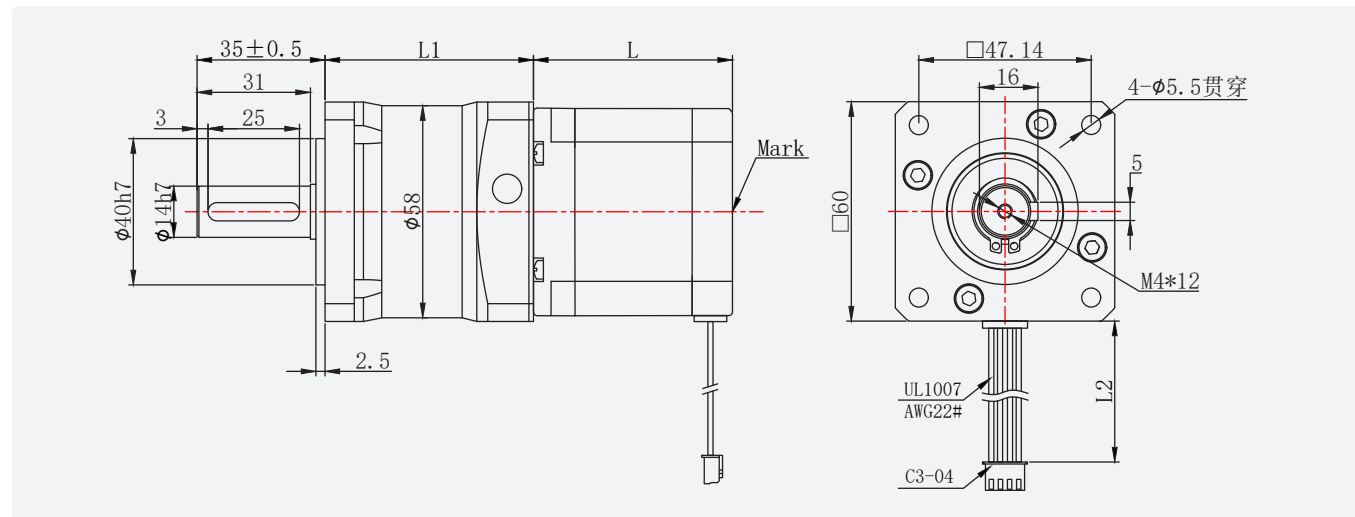
Technical Data

Model No.	Rated Voltage (V)	Rated Current (A)	Resistance/phase (Ω)	Inductance/Phase (mH)	Holding Torque (mN.m)	Wiring (No.)	Rotor Inertia ($g\cdot cm^2$)	Weight (kg)	Length (L) (mm)	Reduction Ratio
57HS5417	1.7	2.0	0.85	2.5	950	4	200	0.64	55	$\leq 1: 70$

Geared Stepper Motor Specifications(57HS5417)


Ratio	4	5	7	10	16	20	25	28	35	40	50	70
Holding Torque for Gearbox(mN.m)	3648	4560	6384	9120	14288	17860	22325	25004	30000	25000	25000	20000
Total Length (L+L1)	112				128							
Total Weight (g)	1360				1590							
No.of Stage	1				2							
Gearbox Length (L1)	57.0				73.0							
Backlash (No load)	$\leq 15'$				$\leq 20'$							
Efficiency	96%				94%							

Dimensions

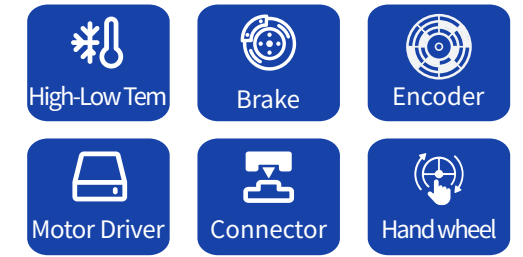


Planetary Geared Stepper Motor (Backlash ≤ 15 arcmin)

Size 60 / Nema 24



Options



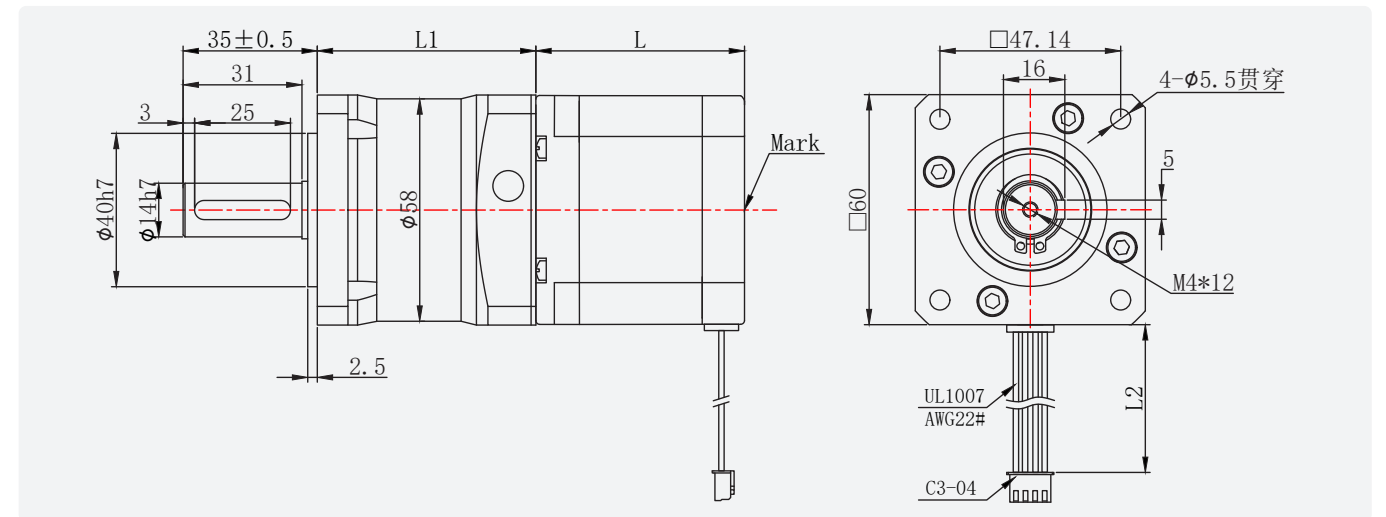
Technical Data

Model No.	Rated Voltage (V)	Rated Current (A)	Resistance/phase (Ω)	Inductance/Phase (mH)	Holding Torque (mN.m)	Wiring (No.)	Rotor Inertia ($g\cdot cm^2$)	Weight (kg)	Length (L) (mm)	Reduction Ratio
60HS5405	2.98	3.5	0.85	3	1900	4	300	0.7	55	$\leq 1: 70$

Geared Stepper Motor Specifications(60HS5405)

Ratio	4	5	7	10	16	20	25	28	35	40	50	70
Holding Torque for Gearbox(mN.m)	7296	9120	12768	10000	28576	30000	32000	30000	30000	25000	25000	20000
Total Length (L+L1)	112				128							
Total Weight (g)	1420				1650							
No.of Stage	1				2							
Gearbox Length (L1)	57.0				73.0							
Backlash (No load)	$\leq 15'$				$\leq 20'$							
Efficiency	96%				94%							

Dimensions



Planetary Geared Stepper Motor (Backlash ≤ 30arcmin)

Size 57 / Nema 23



Options

High-Low Tem Brake Encoder
 Motor Driver Connector Hand wheel

Technical Data

Model No.	Rated Voltage (V)	Rated Current (A)	Resistance/phase (Ω)	Inductance/Phase (mH)	Holding Torque (mN.m)	Wiring (No.)	Rotor Inertia (g-cm ²)	Weight (kg)	Length (L) (mm)	Reduction Ratio
57HSC5417	1.7	2.0	0.85	2.5	950	4	200	0.64	55	≤ 1: 50
57HSC7407	2.64	4.0	0.66	2.3	2400	4	480	1.00	76	≤ 1: 50
57HSC11402	3.6	4.5	0.80	3.5	3600	4	680	1.70	113.5	≤ 1: 50

Geared Stepper Motor Specifications(57HSC5417)

Ratio	4	5	10	20	25	50
Holding Torque for Gearbox(mN.m)	3420	4275	8550	15200	19000	20000
Total Length (L+L1)	110.5			123		
Total Weight (g)	1290			1440		
No.of Stage	1			2		
Gearbox Length (L1)	55.5			68.0		
Backlash (No load)	≤ 30'			≤ 45'		
Efficiency	90%			80%		

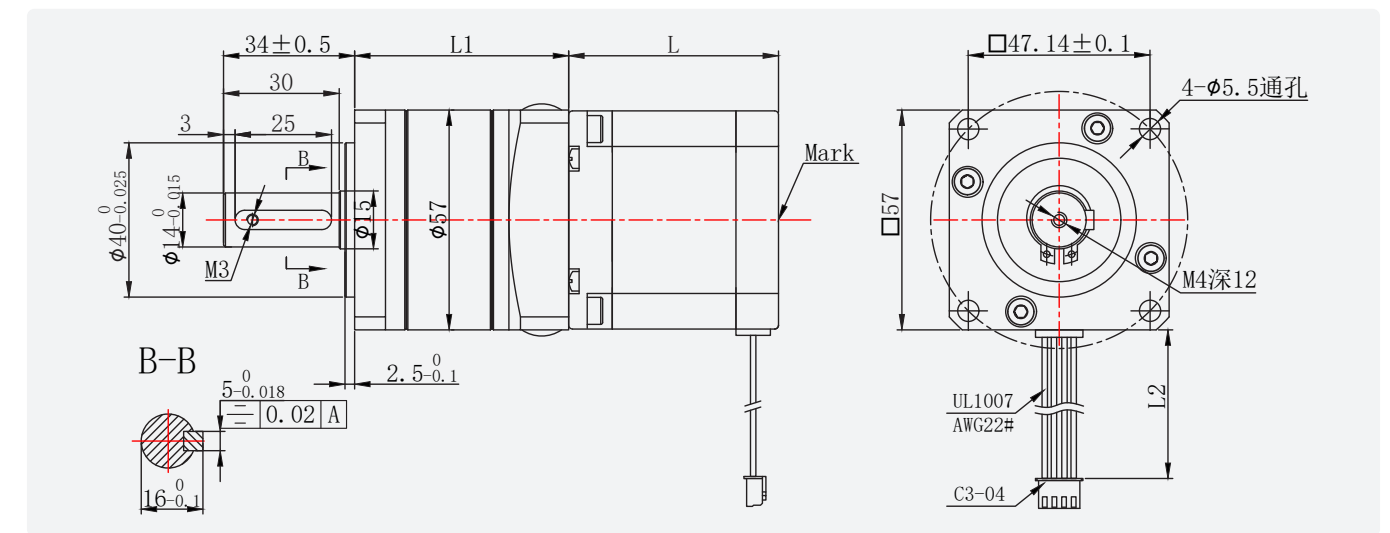
Geared Stepper Motor Specifications(57HSC7407)

Ratio	4	5	10	20	25	50
Holding Torque for Gearbox(mN.m)	6840	8550	10000	25000	25000	25000
Total Length (L+L1)	131.5			144		
Total Weight (g)	1650			1800		
No.of Stage	1			2		
Gearbox Length (L1)	55.5			68.0		
Backlash (No load)	≤ 30'			≤ 45'		
Efficiency	90%			80%		

Geared Stepper Motor Specifications(57HSC11402)

Ratio	4	5	10	20	25	50
Holding Torque for Gearbox(mN.m)	10080	12600	10000	25000	25000	25000
Total Length (L+L1)	169			181.5		
Total Weight (g)	2350			2500		
No.of Stage	1			2		
Gearbox Length (L1)	55.5			68.0		
Backlash (No load)	≤ 30'			≤ 45'		
Efficiency	90%			80%		

Dimensions

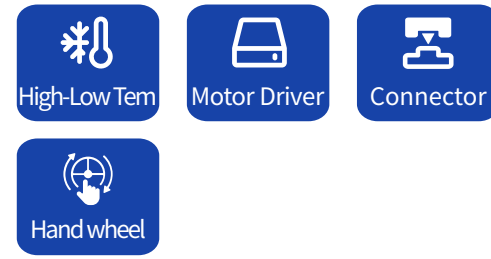


Planetary Geared Stepper Motor (Backlash ≤ 1.8 degree)

Size 20 / Nema 8



Options



Technical Data

Model No.	Rated Voltage (V)	Rated Current (A)	Resistance/phase (Ω)	Inductance/Phase (mH)	Holding Torque (mN.m)	Wiring (No.)	Rotor Inertia ($g\cdot cm^2$)	Weight (kg)	Length (L) (mm)	Reduction Ratio
20HS1405	3.25	0.5	6.5	1.5	15	4	2	0.06	30	$\leq 1: 369$
20HS6401	4.40	0.8	5.5	1.5	30	4	3	0.10	41	$\leq 1: 369$

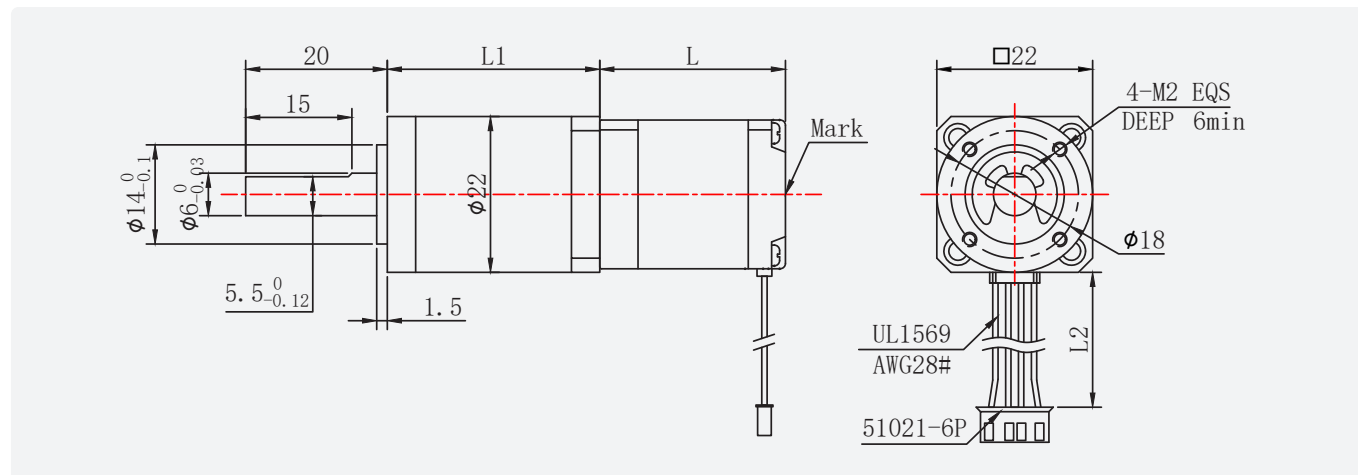
Geared Stepper Motor Specifications(20HS1405)

Ratio	3.7	5.2	14	19	27	51	71	100	139	189	254	369
Holding Torque for Gearbox(mN.m)	50	70	170	231	328	558	777	1095	1522	1871	2000	2000
Total Length (L+L1)	53.4		60				66.4			72.8		
Total Weight (g)	100		110				120			130		
No.of Stage	1		2				3			4		
Gearbox Length (L1)	23.4		30.0				36.4			42.8		
Backlash (No load)	$\leq 1^\circ$		$\leq 1.2^\circ$				$\leq 1.5^\circ$			$\leq 1.8^\circ$		
Efficiency	90%		81%				73%			66%		

Geared Stepper Motor Specifications(20HS6401)


Ratio	3.7	5.2	14	19	27	51	71	100	139	189	254	369
Holding Torque for Gearbox(mN.m)	100	140	340	462	656	1117	1555	2000	2000	2000	2000	2000
Total Length (L+L1)	64.4		71				77.4			83.8		
Total Weight (g)	140		150				160			170		
No.of Stage	1		2				3			4		
Gearbox Length (L1)	23.4		30.0				36.4			42.8		
Backlash (No load)	$\leq 1^\circ$		$\leq 1.2^\circ$				$\leq 1.5^\circ$			$\leq 1.8^\circ$		
Efficiency	90%		81%				73%			66%		

Dimensions

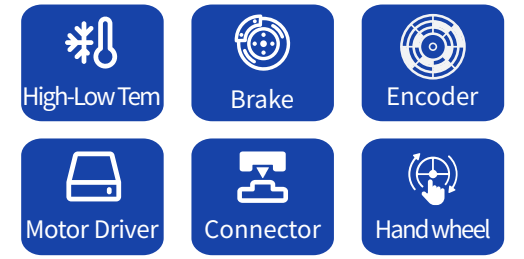


Planetary Geared Stepper Motor (Backlash ≤ 1.8 degree)

Size 28 / Nema 11



Options



Technical Data

Model No.	Rated Voltage (V)	Rated Current (A)	Resistance/phase (Ω)	Inductance/Phase (mH)	Holding Torque (mN.m)	Wiring (No.)	Rotor Inertia ($g\cdot cm^2$)	Weight (kg)	Length (L) (mm)	Reduction Ratio
28HS0405	2.8	0.8	3.5	1.5	25	4	6	0.08	25.5	$\leq 1: 369$
28HS2401	3.88	0.67	5.8	4.2	70	4	15	0.13	32.5	$\leq 1: 369$
28HS5401	4.9	0.7	7	5	95	4	28	0.2	45	$\leq 1: 369$
28HS7401	6.03	0.67	9	7	110	4	45	0.25	52	$\leq 1: 369$

Geared Stepper Motor Specifications(28HS0405)

Ratio	3.7	5.2	14	19	27	51	71	100	139	189	254	369
Holding Torque for Gearbox(mN.m)	83	117	284	385	547	931	1296	1825	2537	3119	4000	4000
Total Length (L+L1)	54.5		61.6				68.5			75.4		
Total Weight (g)	160		180				200			220		
No.of Stage	1		2				3			4		
Gearbox Length (L1)	29.0		36.1				43.0			49.9		
Backlash (No load)	$\leq 1^\circ$		$\leq 1.2^\circ$				$\leq 1.5^\circ$			$\leq 1.8^\circ$		
Efficiency	90%		81%				73%			66%		

Geared Stepper Motor Specifications(28HS2401)

Ratio	3.7	5.2	14	19	27	51	71	100	139	189	254	369
Holding Torque for Gearbox(mN.m)	234	327.5	794	1077	1531	2606	3628	4000	4000	4000	4000	4000
Total Length (L+L1)	61.5		68.6				75.5			82.4		
Total Weight (g)	210		230				250			270		
No.of Stage	1		2				3			4		
Gearbox Length (L1)	29.0		36.1				43.0			49.9		
Backlash (No load)	$\leq 1^\circ$		$\leq 1.2^\circ$				$\leq 1.5^\circ$			$\leq 1.8^\circ$		
Efficiency	90%		81%				73%			66%		

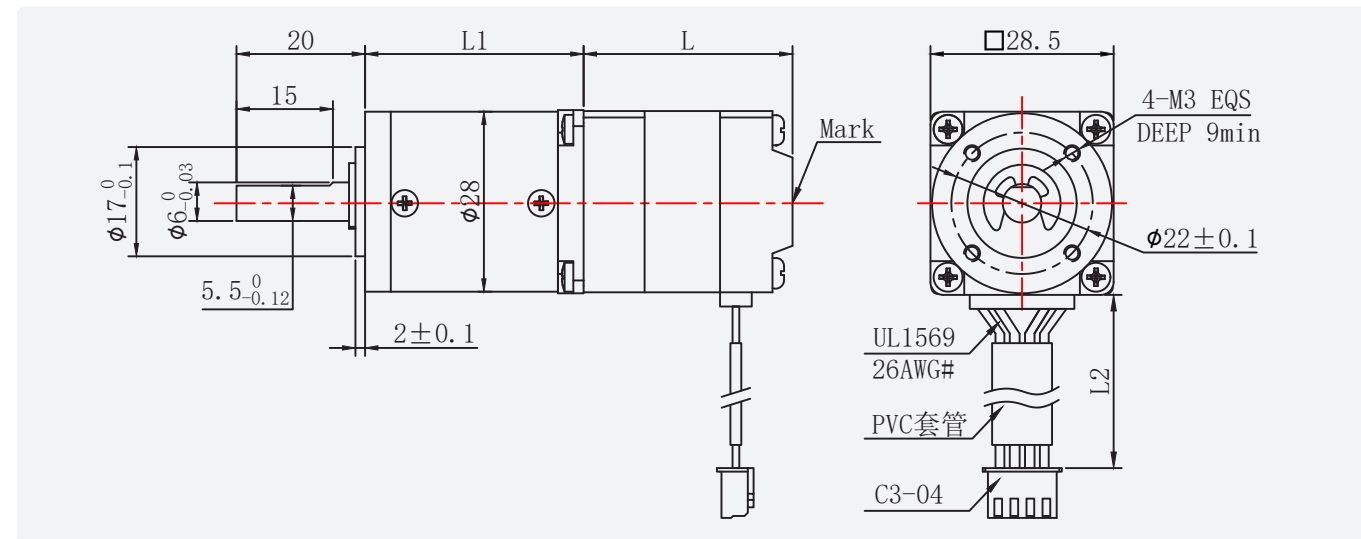
Geared Stepper Motor Specifications(28HS5401)

Ratio	3.7	5.2	14	19	27	51	71	100	139	189	254	369
Holding Torque for Gearbox(mN.m)	317	443	1077	1462	2000	3537	4000	4000	4000	4000	4000	4000
Total Length (L+L1)	74		81.1				88			94.9		
Total Weight (g)	280		300				320			340		
No.of Stage	1		2				3			4		
Gearbox Length (L1)	29.0		36.1				43.0			49.9		
Backlash (No load)	$\leq 1^\circ$		$\leq 1.2^\circ$				$\leq 1.5^\circ$			$\leq 1.8^\circ$		
Efficiency	90%		81%				73%			66%		

Geared Stepper Motor Specifications(28HS7401)


Ratio	3.7	5.2	14	19	27	51	71	100	139	189	254	369
Holding Torque for Gearbox(mN.m)	367	513	1247	1693	2000	4000	4000	4000	4000	4000	4000	4000
Total Length (L+L1)	81		88.1				95			101.9		
Total Weight (g)	330		350				370			390		
No.of Stage	1		2				3			4		
Gearbox Length (L1)	29.0		36.1				43.0			49.9		
Backlash (No load)	≤ 1°		≤ 1.2°				≤ 1.5°			≤ 1.8°		
Efficiency	90%		81%				73%			66%		

Dimensions

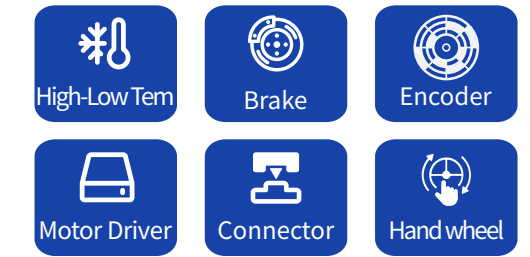


Planetary Geared Stepper Motor (Backlash ≤ 1.8 degree)

Size 35 / Nema 14



Options



Technical Data

Model No.	Rated Voltage (V)	Rated Current (A)	Resistance/phase (Ω)	Inductance /Phase (mH)	Holding Torque (mN.m)	Wiring (No.)	Rotor Inertia (g-cm ²)	Weight (kg)	Length (L) (mm)	Reduction Ratio
35HS2408	4.5	1.0	4.5	5.5	200	4	25	0.15	28	≤ 1: 139
35HS5401	4.5	1.0	4.5	7	250	4	35	0.25	38.5	≤ 1: 139

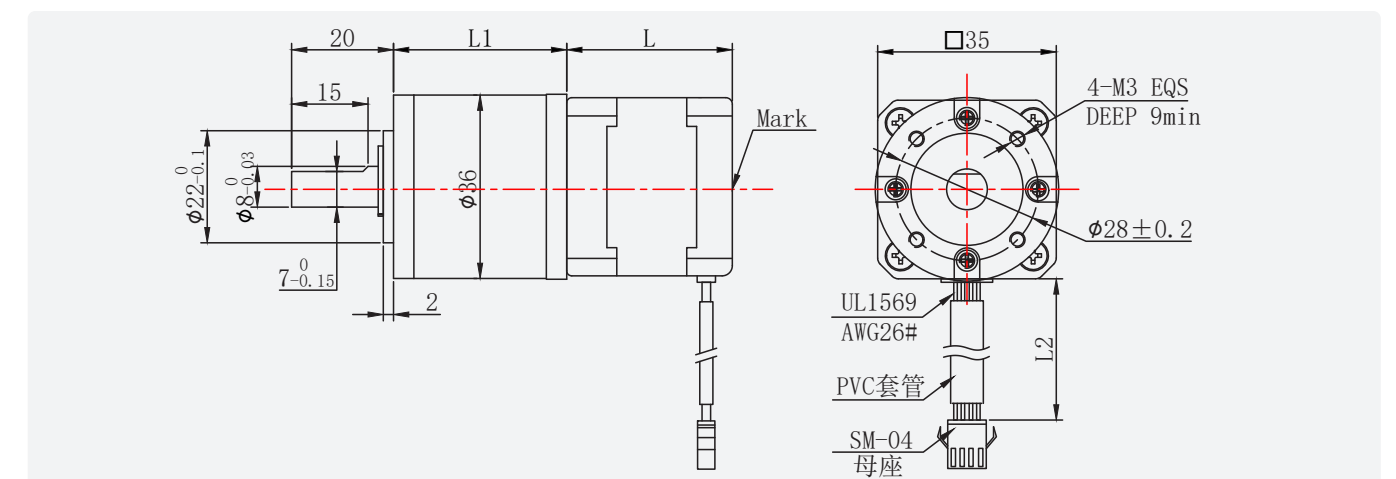
Geared Stepper Motor Specifications(35HS2408)

Ratio	3.7	5.2	14	19	27	51	71	100	139	
Holding Torque for Gearbox(mN.m)	668	932	2268	3000	3000	6000	6000	6000	6000	
Total Length (L+L1)	55		62.2				69.1			
Total Weight (g)	290		330				370			
No.of Stage	1		2				3			
Gearbox Length (L1)	27.0		34.2				41.1			
Backlash (No load)	≤ 1°		≤ 1.2°				≤ 1.5°			
Efficiency	90%		81%				73%			

Geared Stepper Motor Specifications(35HS5401)


Ratio	3.7	5.2	14	19	27	51	71	100	139	
Holding Torque for Gearbox(mN.m)	835	1166	2835	3000	3000	6000	6000	6000	6000	
Total Length (L+L1)	65.5		72.7				79.6			
Total Weight (g)	390		430				470			
No.of Stage	1		2				3			
Gearbox Length (L1)	27.0		34.2				41.1			
Backlash (No load)	≤ 1°		≤ 1.2°				≤ 1.5°			
Efficiency	90%		81%				73%			

Dimensions

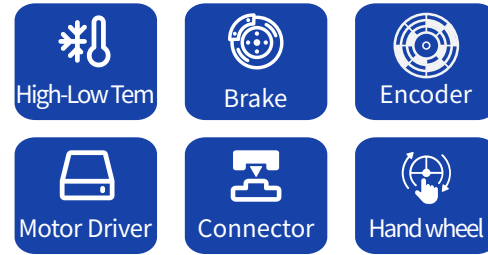


Planetary Gearing Stepper Motor (Backlash ≤ 1.8 degree)

Size 42 / Nema 17



Options



Technical Data

Model No.	Rated Voltage (V)	Rated Current (A)	Resistance/phase (Ω)	Inductance/Phase (mH)	Holding Torque (mN.m)	Wiring (No.)	Rotor Inertia ($g\cdot cm^2$)	Weight (kg)	Length (L) (mm)	Reduction Ratio
42HSC1409	2.93	1.33	2.2	3.5	270	4	30	0.22	34	$\leq 1: 369$
42HSC4409	2.5	1.5	1.65	3.3	380	4	40	0.3	40	$\leq 1: 369$

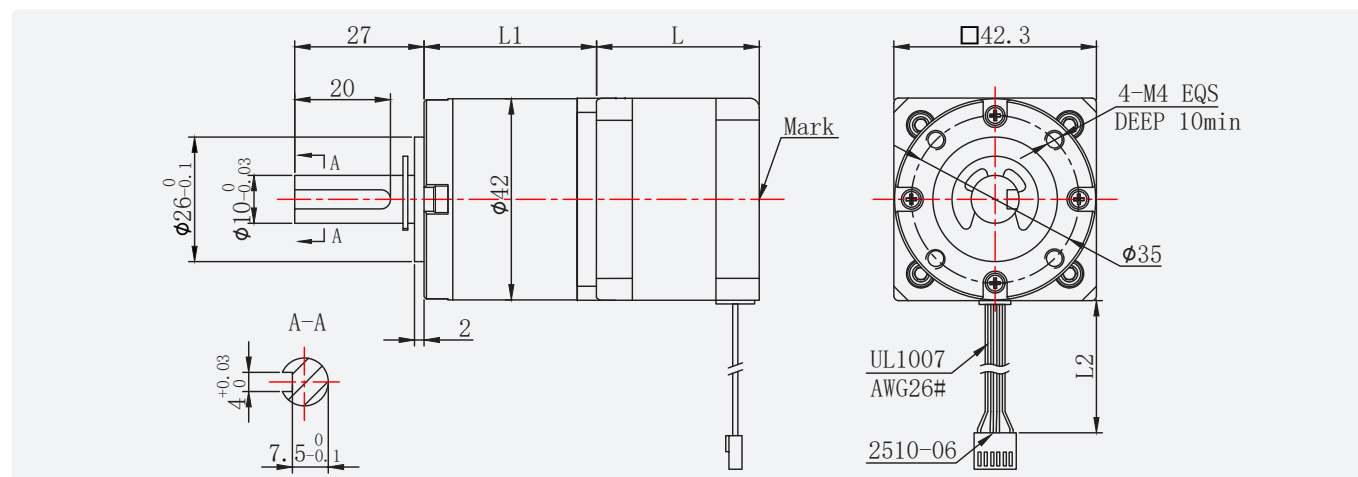
Geared Stepper Motor Specifications(42HSC1409)

Ratio	3.7	5.2	14	19	27	51	71	100	139	189	264	369	
Holding Torque for Gearbox(mN.m)	902	1259	3062	4155	5000	10000	10000	10000	10000	10000	10000	10000	
Total Length (L+L1)	65.5		76.1						86.5		96.9		
Total Weight (g)	430		510						590		670		
No.of Stage	1		2						3		4		
Gearbox Length (L1)	31.5		42.1						52.5		62.9		
Backlash (No load)	$\leq 1^\circ$		$\leq 1.2^\circ$						$\leq 1.5^\circ$		$\leq 1.8^\circ$		
Efficiency	90%		81%						73%		66%		

Geared Stepper Motor Specifications(42HSC4409)


Ratio	3.7	5.2	14	19	27	51	71	100	139	189	264	369	
Holding Torque for Gearbox(mN.m)	1269	1772	4309	5000	5000	10000	10000	10000	10000	10000	10000	10000	
Total Length (L+L1)	71.5		82.1						92.5		102.9		
Total Weight (g)	510		590						670		760		
No.of Stage	1		2						3		4		
Gearbox Length (L1)	31.5		42.1						52.5		62.9		
Backlash (No load)	$\leq 1^\circ$		$\leq 1.2^\circ$						$\leq 1.5^\circ$		$\leq 1.8^\circ$		
Efficiency	90%		81%						73%		66%		

Dimensions

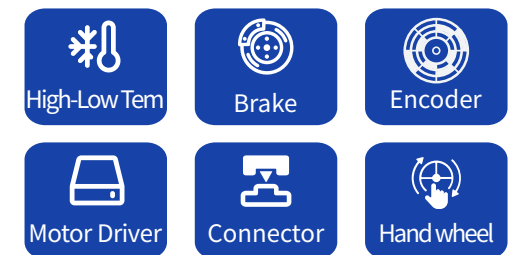


Planetary Gearing Stepper Motor (Backlash ≤ 1.8 degree)

Size 57 / Nema 23



Options



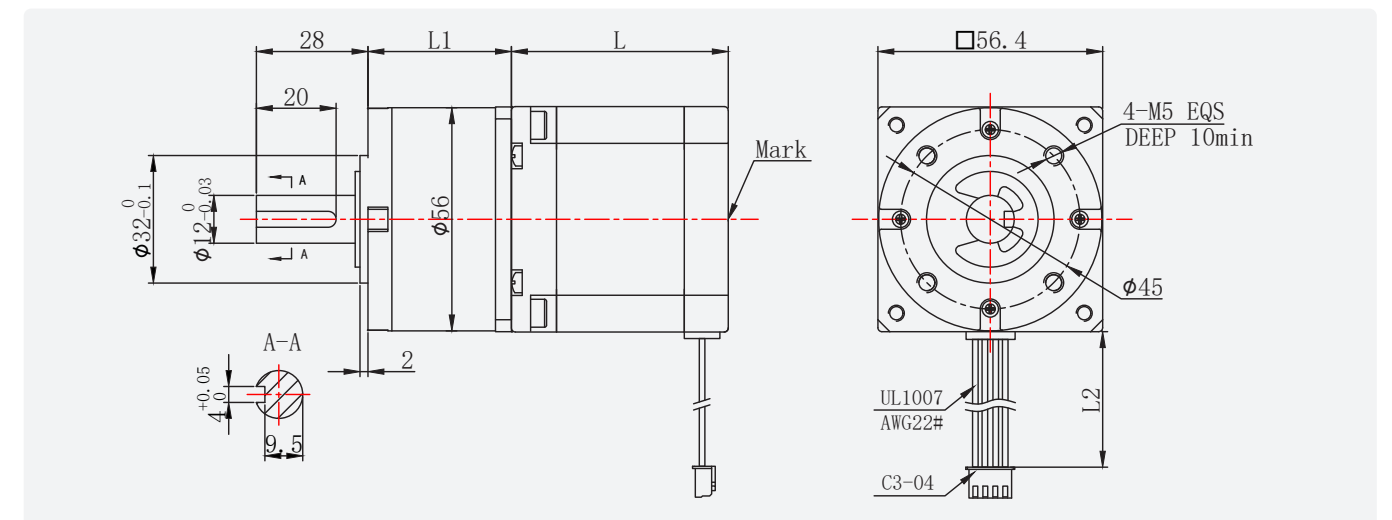
Technical Data

Model No.	Rated Voltage (V)	Rated Current (A)	Resistance/phase (Ω)	Inductance/Phase (mH)	Holding Torque (mN.m)	Wiring (No.)	Rotor Inertia ($g\cdot cm^2$)	Weight (kg)	Length (L) (mm)	Reduction Ratio
57HS5417	1.7	2.0	0.85	2.5	950	4	200	0.64	55	$\leq 1: 187$


Geared Stepper Motor Specifications(57HS5417)

Ratio	3.6	4.3	13	15	18	23	47	55	65	77	96	121	153	187	
Holding Torque for Gearbox(mN.m)	3078	3634	10004	11543	13851	15000	30000	30000	30000	30000	30000	30000	30000	30000	
Total Length (L+L1)	92.8		104.4						115.8				126.9		
Total Weight (g)	1100		1250						1400				1560		
No.of Stage	1		2						3				4		
Gearbox Length (L1)	37.8		49.4						60.8				71.9		
Backlash (No load)	$\leq 1^\circ$		$\leq 1.2^\circ$						$\leq 1.5^\circ$				$\leq 1.8^\circ$		
Efficiency	90%		81%						73%				66%		

Dimensions



WORM GEARED STEPPER MOTOR



UMot

NAMEPLATE DEFINITION OF THE WORM GEARED STEPPER MOTOR

42HSC - 4409 - 88 - TS - 051 - JM - 1 - SC - 300

Motor Size

28 35 42 57 86

Motor Height

Size 28: 32.5 45
 Size 35: 28 38.5
 Size 42: 40 48
 Size 57: 55 76
 Size 86: 78

Gearbox Size(mm)

46 58 88 95 122

TS:worm gearbox

Wire Length

Numbers:wire length
 No Mark: connector

SC: With brake
 E: With encoder

Output Shaft

No Mark: Hole output
 1: Single shaft
 2: Double shaft

回程间隙

J: Backlash $\leq 1.5^\circ$
 JM: Backlash ≤ 15 arcmin


减速比

Standard(J)28/35: 37.3 62 84 149 192 252 324 576 970
 Standard(J)42: 17 31 50 100 290 505
 Standard(J)57: 15 31.5 50.8 70 176 245.5 545
 High precision(JM)42: 5 7.5 10 15 20 25 30 40 50 60
 High precision(JM)57: 5 7.5 10 15 20 25 30 40 50 60 80
 High precision(JM)86: 5 7.5 10 15 20 25 30 40 50 60 80 100

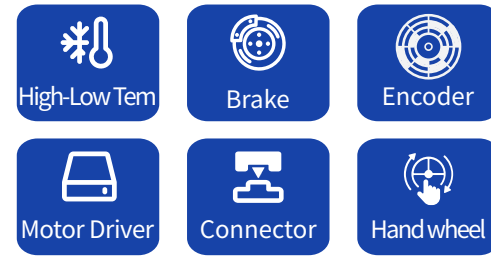
Linear Stepper Motor
 Geared Stepper Motor
 Worm Geared Stepper Motor
 Stepper Motor
 Integrated Stepper Motor
 Specialized Stepper Motor
 Linear Stage
 Stepper Motor Driver
 Controllers & Accessories

Worm Geared Stepper Motor (Backlash ≤ 1.5 degree)

Size 28 / Nema 11



Options



Technical Data

Model No.	Rated Voltage (V)	Rated Current (A)	Resistance/phase (Ω)	Inductance/Phase (mH)	Holding Torque (mN.m)	Wiring (No.)	Rotor Inertia ($g\cdot cm^2$)	Weight (kg)	Length (L) (mm)	Reduction Ratio
28HS2401	3.88	0.67	5.8	4.2	70	4	15	0.13	32.5	$\leq 1: 970$
28HS5401	4.9	0.7	7	5	95	4	28	0.20	45	$\leq 1: 970$

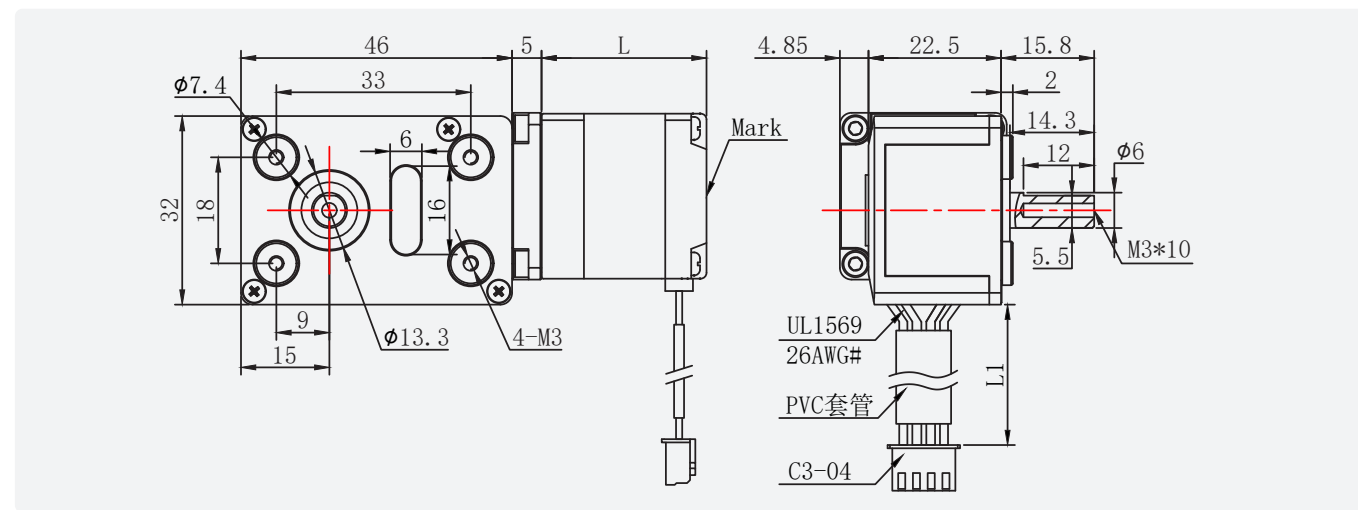
Gear Stepper Motor Specifications(28HS2401)

Ratio	37.3	62	87	149	192	252	324	576	970
Holding torque for gearbox(mN.m)	1900	1900	2300	2300	2800	2800	3200	3200	3200
Total length(mm)	83.5								
Total weight (g)	222								
Gearbox length(mm)	46								
Speed After Gearbox	24.13	14.52	10.34	6.04	4.69	3.57	2.78	1.56	0.93
Backlash(No load)	$1^\circ \sim 1.5^\circ$								
Efficiency	73%	73%	70%	67%	65%	63%	61%	45%	25%

Gear Stepper Motor Specifications(28HS5401)


Ratio	37.3	62	87	149	192	252	324	576	970
Holding torque for gearbox(mN.m)	2200	2200	2600	2600	3100	3100	3400	3400	3400
Total length(mm)	96								
Total weight (g)	292								
Gearbox length(mm)	46								
Speed After Gearbox	24.13	14.52	10.34	6.04	4.69	3.57	2.78	1.56	0.93
Backlash(No load)	$1^\circ \sim 1.5^\circ$								
Efficiency	73%	73%	70%	67%	65%	63%	61%	45%	25%

Dimensions

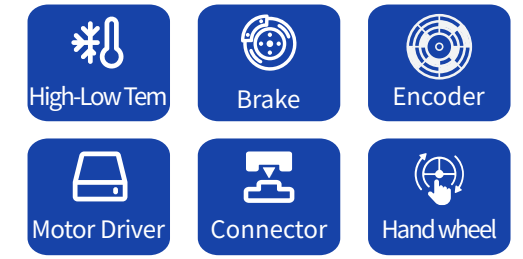


Worm Geared Stepper Motor (Backlash ≤ 1.5 degree)

Size 35 / Nema 14



Options



Technical Data

Model No.	Rated Voltage (V)	Rated Current (A)	Resistance/phase (Ω)	Inductance/Phase (mH)	Holding Torque (mN.m)	Wiring (No.)	Rotor Inertia ($g\cdot cm^2$)	Weight (kg)	Length (L) (mm)	Reduction Ratio
35HS2408	4.5	1.0	4.5	5.5	200	4	25	0.15	28	$\leq 1: 970$
35HS5401	4.5	1.0	4.5	7	250	4	35	0.25	38.5	$\leq 1: 970$

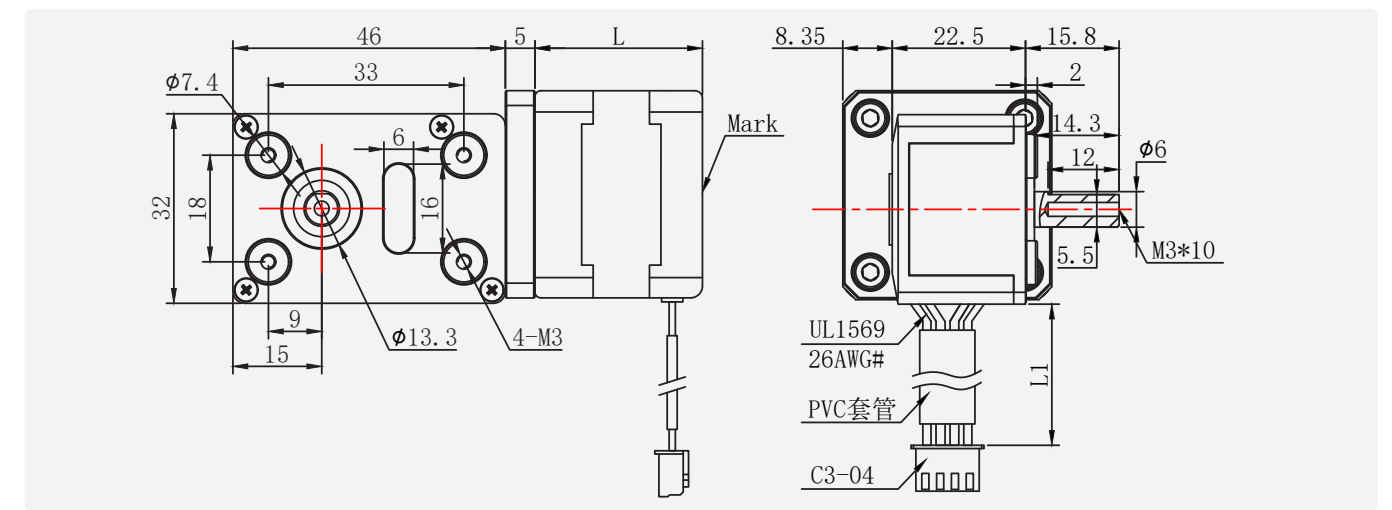
Gear Stepper Motor Specifications(35HS2408)

Ratio	37.3	62	87	149	192	252	324	576	970
Holding torque for gearbox(mN.m)	2200	2200	2600	2600	3100	3100	3400	3400	3400
Total length(mm)	79								
Total weight (g)	253								
Gearbox length(mm)	46								
Speed After Gearbox	24.13	14.52	10.34	6.04	4.69	3.57	2.78	1.56	0.93
Backlash(No load)	$1^\circ \sim 1.5^\circ$								
Efficiency	73%	73%	70%	67%	65%	63%	61%	45%	25%

Gear Stepper Motor Specifications(35HS5401)

Ratio	37.3	62	87	149	192	252	324	576	970
Holding torque for gearbox(mN.m)	2500	2500	2900	2900	3200	3200	3500	3500	3500
Total length(mm)	89.5								
Total weight (g)	353								
Gearbox length(mm)	46								
Speed After Gearbox	24.13	14.52	10.34	6.04	4.69	3.57	2.78	1.56	0.93
Backlash(No load)	$1^\circ \sim 1.5^\circ$								
Efficiency	73%	73%	70%	67%	65%	63%	61%	45%	25%

Dimensions

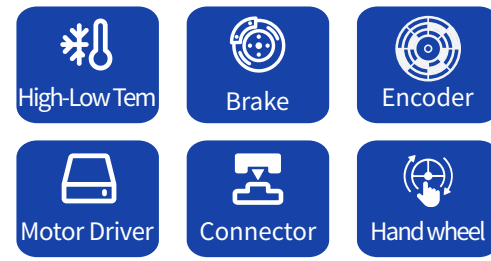


Worm Geared Stepper Motor (Backlash ≤ 1.5 degree)

Size 42 / Nema 17



Options



Technical Data

Model No.	Rated Voltage (V)	Rated Current (A)	Resistance/phase (Ω)	Inductance /Phase (mH)	Holding Torque (mN.m)	Wiring (No.)	Rotor Inertia ($g\cdot cm^2$)	Weight (kg)	Length (L) (mm)	Reduction Ratio
42HSC1409	2.93	1.33	2.2	3.5	270	4	30	0.22	34	$\leq 1: 505$
42HSC4409	2.5	1.5	1.65	3.3	380	4	40	0.30	40	$\leq 1: 505$

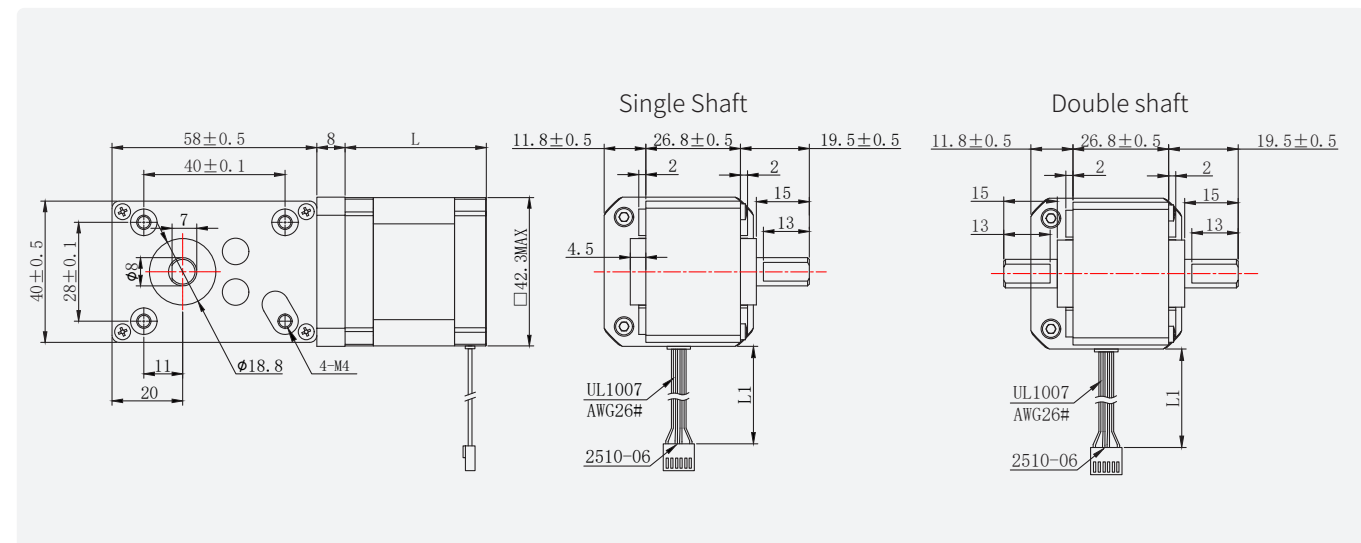
Gearred Stepper Motor Specifications(42HSC1409)

Ratio	17	31	50	100	290	505
Holding torque for gearbox(mN.m)	900	1700	2400	4000	4000	4000
Total length(mm)	100					
Total weight (g)	600					
Gearbox length(mm)	66					
Speed After Gearbox	52.94	29.03	18.00	9.00	3.10	1.78
Backlash(No load)	1°~1.5°					
Efficiency	81%	81%	73%	73%	66%	50%

Gearred Stepper Motor Specifications(42HSC4409)


Ratio	17	31	50	100	290	505
Holding torque for gearbox(mN.m)	1100	2200	3000	5000	5000	5000
Total length(mm)	106					
Total weight (g)	680					
Gearbox length(mm)	66					
Speed After Gearbox	52.94	29.03	18.00	9.00	3.10	1.78
Backlash(No load)	1°~1.5°					
Efficiency	81%	81%	73%	73%	66%	50%

Dimensions

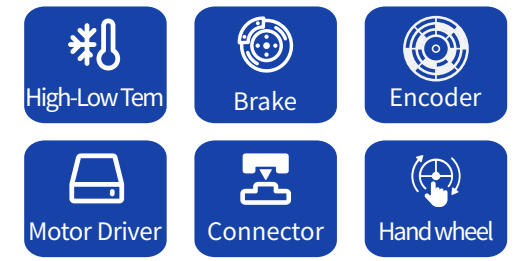


Worm Geared Stepper Motor (Backlash ≤ 1.5 degree)

Size 57 / Nema 23



Options



Technical Data

Model No.	Rated Voltage (V)	Rated Current (A)	Resistance/phase (Ω)	Inductance /Phase (mH)	Holding Torque (mN.m)	Wiring (No.)	Rotor Inertia ($g\cdot cm^2$)	Weight (kg)	Length (L) (mm)	Reduction Ratio
57HS5417	1.7	2.0	0.85	2.5	950	4	200	0.7	55	$\leq 545: 1$
57HS7407	2.1	3.0	0.7	2.0	1900	4	230	1.1	76	$\leq 545: 1$

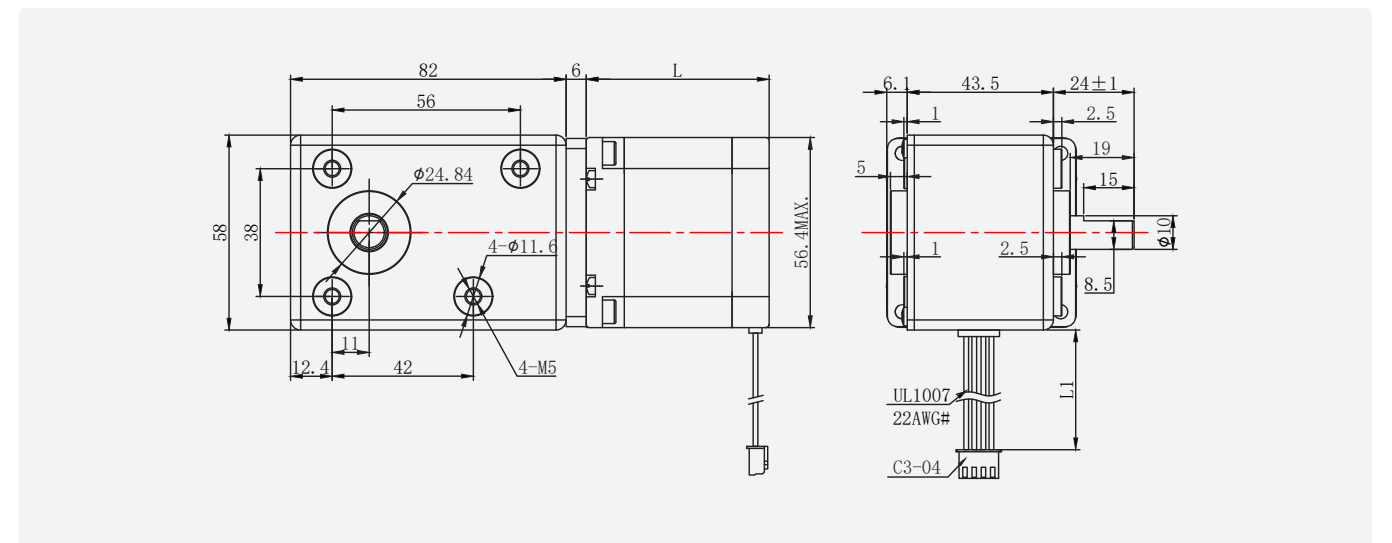
Gearred Stepper Motor Specifications(57HS5417)

Ratio	15	31.5	50.8	70	176	245.5	545
Holding torque for gearbox(mN.m)	6000	9600	14400	14400	16000	20000	20000
Total length(mm)	143						
Total weight (g)	1300						
Gearbox length(mm)	82						
Speed After Gearbox	60	28.57	17.72	12.86	5.11	3.67	1.65
Backlash(No load)	1°~1.5°						
Efficiency	78%	77%	75%	73%	67%	63%	48%

Gearred Stepper Motor Specifications(57HS7407)

Ratio	15	31.5	50.8	70	176	245.5	545
Holding torque for gearbox(mN.m)	7500	12000	18000	18000	20000	25000	25000
Total length(mm)	164						
Total weight (g)	1700						
Gearbox length(mm)	82						
Speed After Gearbox	60	28.57	17.72	12.86	5.11	3.67	1.65
Backlash(No load)	1°~1.5°						
Efficiency	78%	77%	75%	73%	67%	63%	48%

Dimensions/



Worm Geared Stepper Motor (Backlash ≤ 15 arcmin)

Size 42 / Nema 17



Options

High-Low Tem Brake Encoder

Motor Driver Connector Hand wheel

Technical Data

Model No.	Rated Voltage (V)	Rated Current (A)	Resistance/phase (Ω)	Inductance /Phase (mH)	Holding Torque (mN.m)	Wiring (No.)	Rotor Inertia ($g \cdot cm^2$)	Weight (kg)	Length (L) (mm)	Reduction Ratio
42HSC4409	2.75	1.5	1.65	3.3	380	4	40	0.30	40	$\leq 1: 60$
42HSC6411	2.77	1.68	1.65	2.8	500	4	68	0.35	48	$\leq 1: 60$

Geared Stepper Motor Specifications(42HSC4409)

Ratio	5	7.5	10	15	20	30	40	50	60
Holding torque for gearbox(mN.m)	817	1197	1558	2223	2531	3010	3709	4332	4925
Total length(mm)	127.5								
Total weight (g)	1000								
Gearbox length(mm)	87.5								
Speed After Gearbox	180	120	90	60	45	30	22.5	18	15
Backlash(No load)	15'~18'								
Efficiency	86%	84%	82%	78%	74%	66%	61%	57%	54%

Geared Stepper Motor Specifications(42HSC6411)

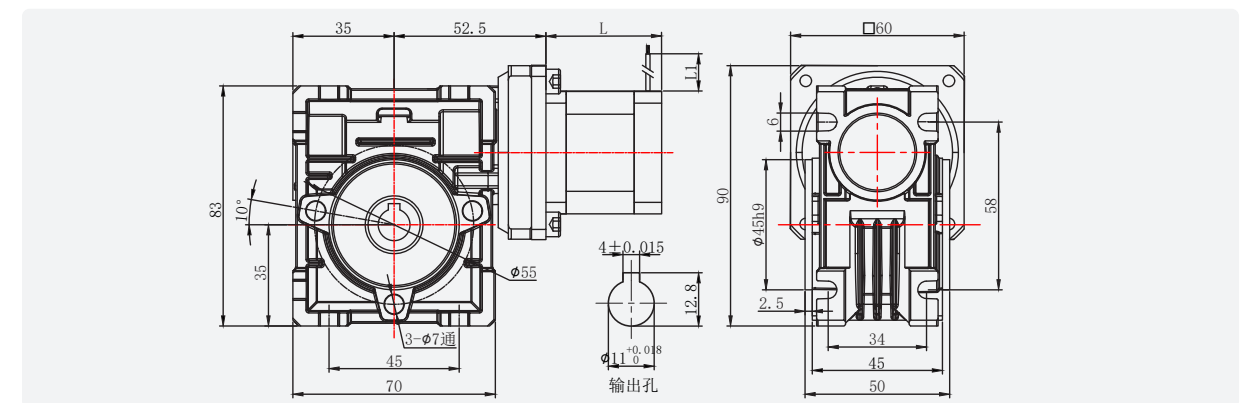
Ratio	5	7.5	10	15	20	30	40	50	60
Holding torque for gearbox(mN.m)	1075	1575	2050	2925	3330	3960	4200	5040	5880
Total length(mm)	135.5								
Total weight (g)	1100								
Gearbox length(mm)	87.5								
Speed After Gearbox	180	120	90	60	45	30	22.5	18	15
Backlash(No load)	15'~18'								
Efficiency	86%	84%	82%	78%	74%	66%	61%	57%	54%

Gearbox Shaft Options

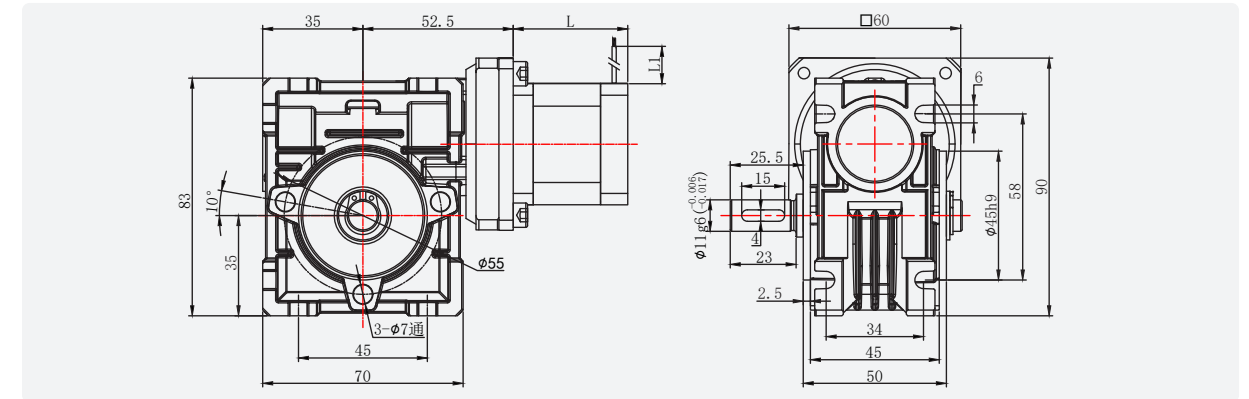


Dimensions

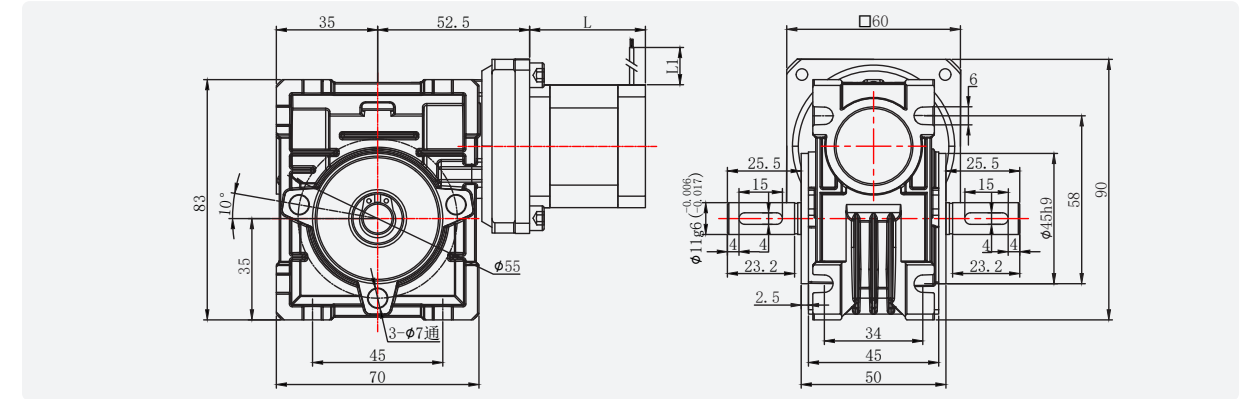
Hollow Shaft



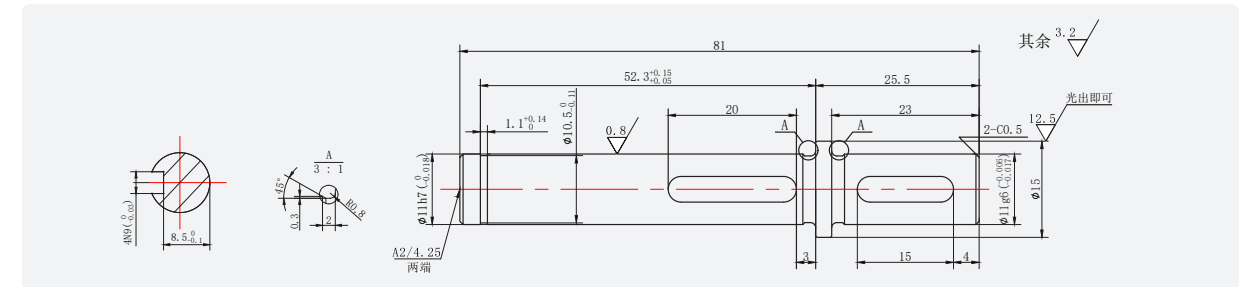
Single Shaft



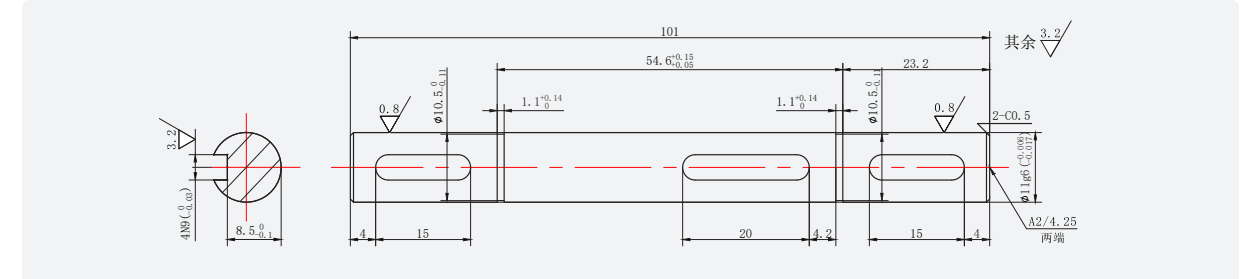
Double Shaft



Shaft Dimensions
Single Shaft




Shaft Dimensions
Double Shaft



Worm Geared Stepper Motor (Backlash ≤ 15 arcmin)

Size 57 / Nema 23



Options

High-Low Tem Brake Encoder
 Motor Driver Connector Hand wheel

Technical Data

Model No.	Rated Voltage (V)	Rated Current (A)	Resistance/phase (Ω)	Inductance /Phase (mH)	Holding Torque (mN.m)	Wiring (No.)	Rotor Inertia ($g\cdot cm^2$)	Weight (kg)	Length (L) (mm)	Reduction Ratio
57HS5417	1.7	2.0	0.85	2.5	950	4	200	0.64	55	$\leq 1: 80$
57HS7407	2.1	3.0	0.7	2.0	1900	4	230	1.1	76	$\leq 1: 80$

Gearbox Stepper Motor Specifications(57HS5417)

Ratio	5	7.5	10	15	20	25	30	40	50	60	80
Holding torque for gearbox(mN.m)	3268	5087	6926	10830	13680	15913	18240	20000	18000	17000	15000
Total length(mm)	150										
Total weight (g)	1860										
Gearbox length(mm)	95										
Speed After Gearbox	180	120	90	60	45	36	30	22.5	18	15	11.25
Backlash(No load)	15'~18'										
Efficiency	86%	84%	81%	76%	72%	67%	64%	58%	54%	50%	44%

Gearbox Stepper Motor Specifications(57HS7407)

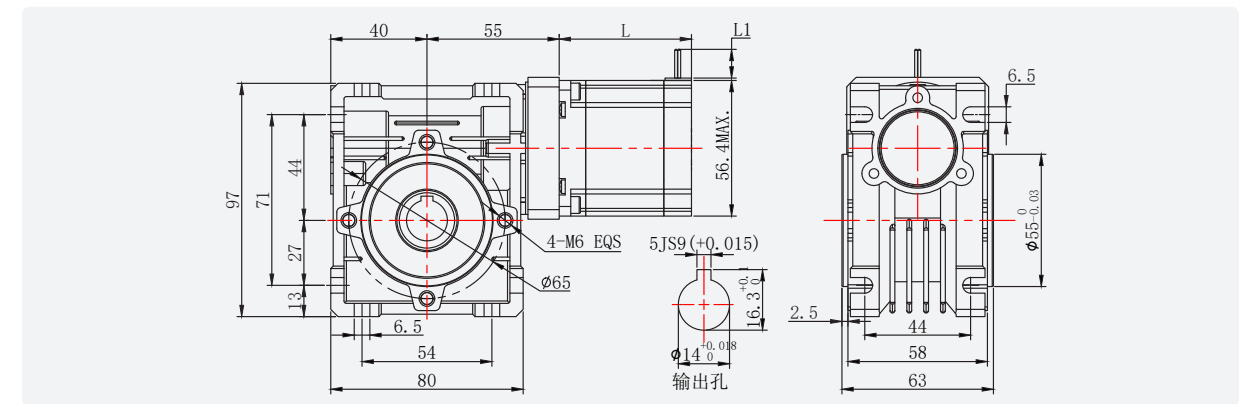
Ratio	5	7.5	10	15	20	25	30	40	50	60	80
Holding torque for gearbox(mN.m)	6536	10174.5	13851	21660	27360	31825	21000	17000	18000	17000	15000
Total length(mm)	171										
Total weight (g)	2320										
Gearbox length(mm)	95										
Speed After Gearbox	180	120	90	60	45	36	30	22.5	18	15	11.25
Backlash(No load)	15'~18'										
Efficiency	86%	84%	81%	76%	72%	67%	64%	58%	54%	50%	44%

Gearbox Shaft Options

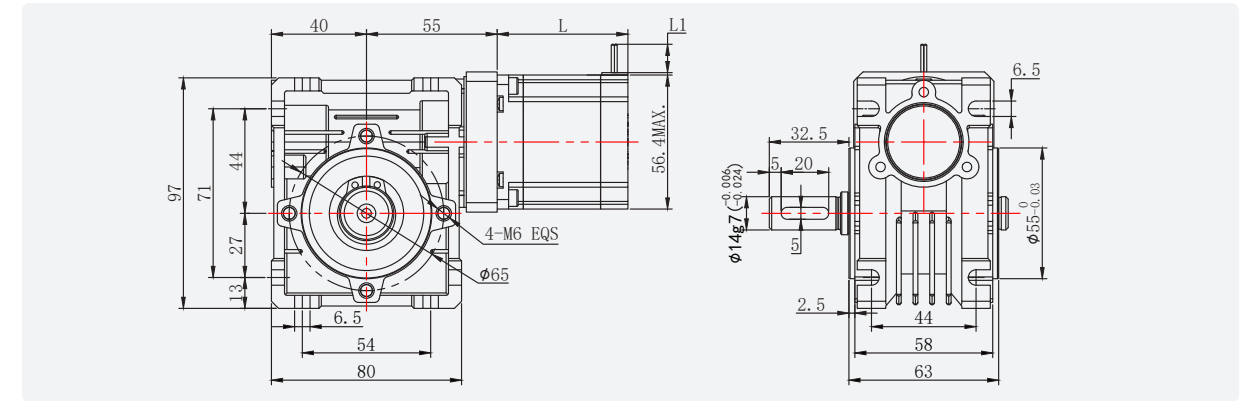


Dimensions

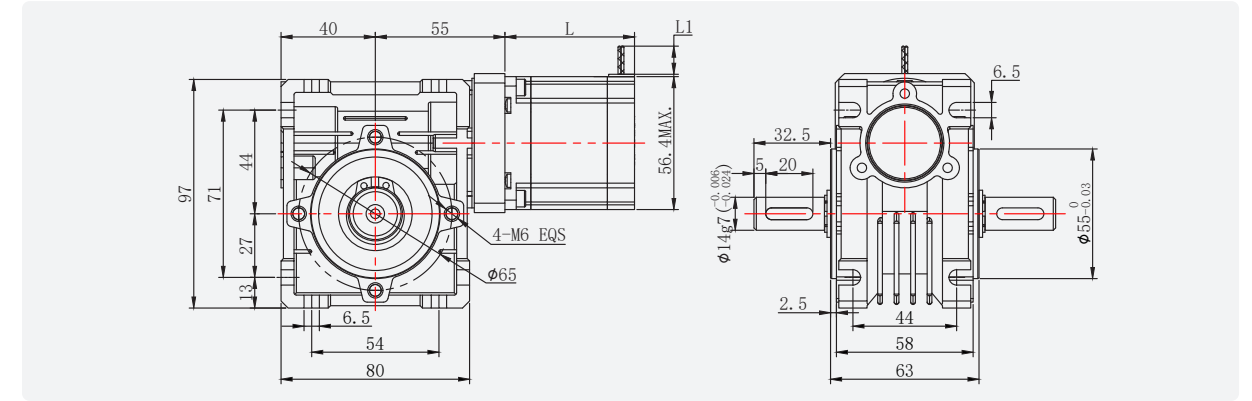
Hollow Shaft



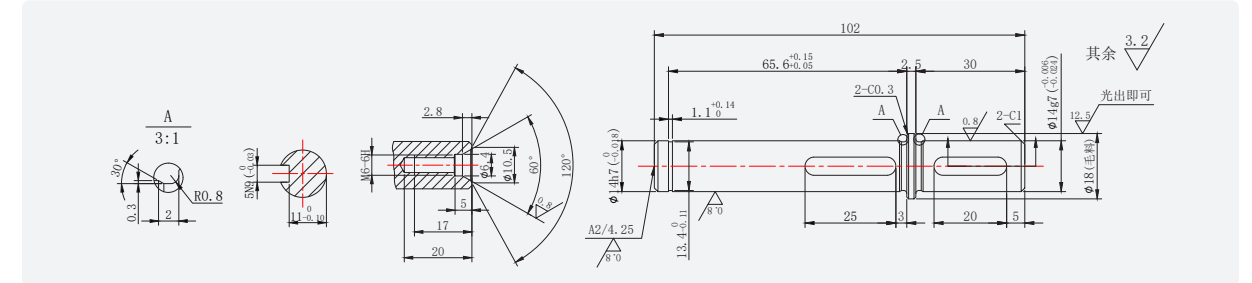
Single Shaft



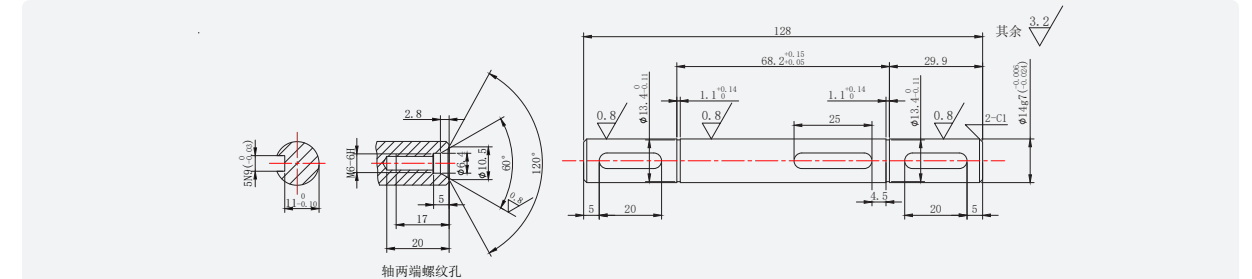
Double Shaft



Shaft Dimensions
Single Shaft




Shaft Dimensions
Double Shaft



Worm Geared Stepper Motor (Backlash ≤ 15 arcmin)

Size 86 / Nema 34



Options

High-Low Tem Brake Encoder

Motor Driver Connector Hand wheel

Technical Data

Model No.	Rated Voltage (V)	Rated Current (A)	Resistance/phase (Ω)	Inductance/Phase (mH)	Holding Torque (mN.m)	Wiring (No.)	Rotor Inertia ($g\cdot cm^2$)	Weight (kg)	Length (L) (mm)	Reduction Ratio
86HS2401	1.76	4.4	0.40	3.2	4500	4	1400	2.35	80	$\leq 1: 100$

Gearbox Stepper Motor Specifications(86HS2401)

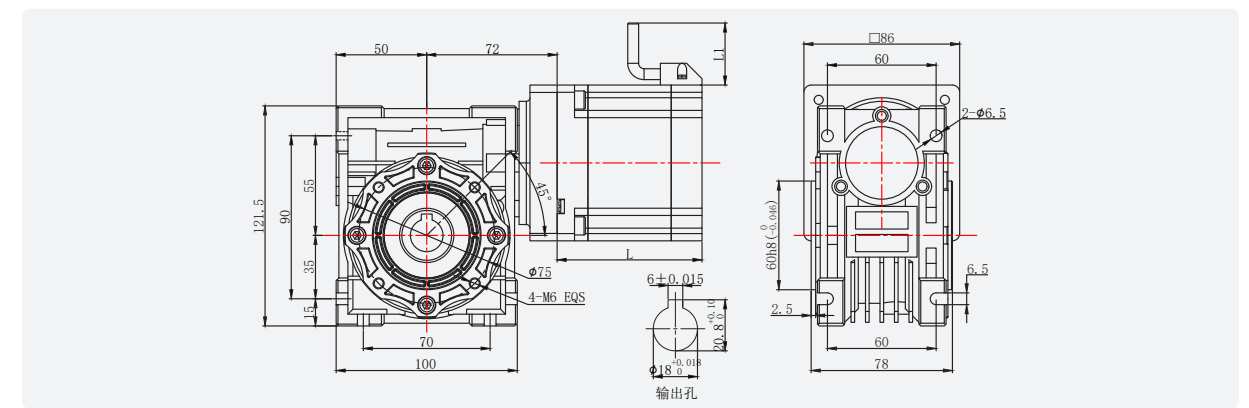
Ratio	5	7.5	10	15	20	25	30	40	50	60	80	100
Holding torque for gearbox(mN.m)	15840	24671	34425	45000	44000	43000	49000	45000	42000	39000	35000	32000
Total length(mm)	202											
Total weight (g)	4900											
Gearbox length(mm)	122											
Speed After Gearbox	180	120	90	60	45	36	30	22.5	18	15	11.25	9
Backlash(No load)	15'~18'											
Efficiency	88%	86%	85%	81%	77%	74%	69%	64%	61%	57%	51%	47%

Gearbox Shaft Options

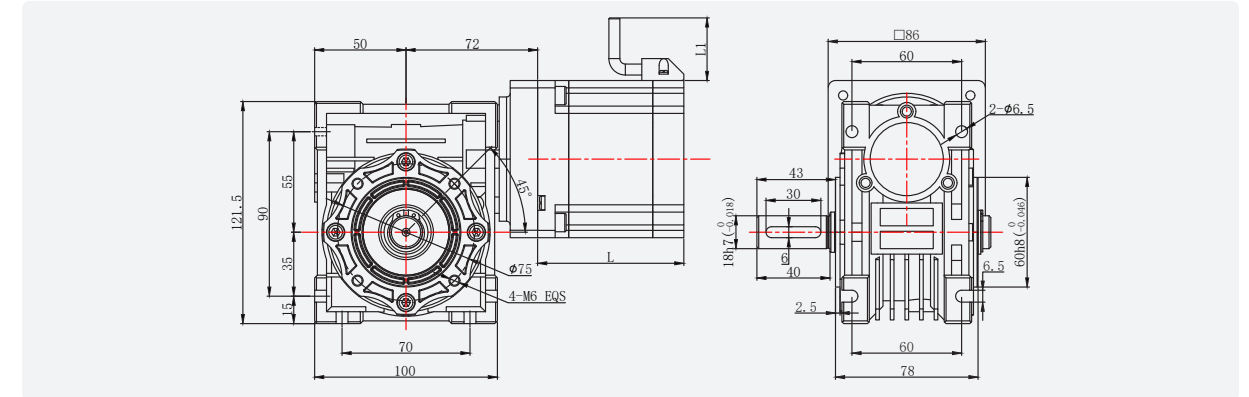


Dimensions

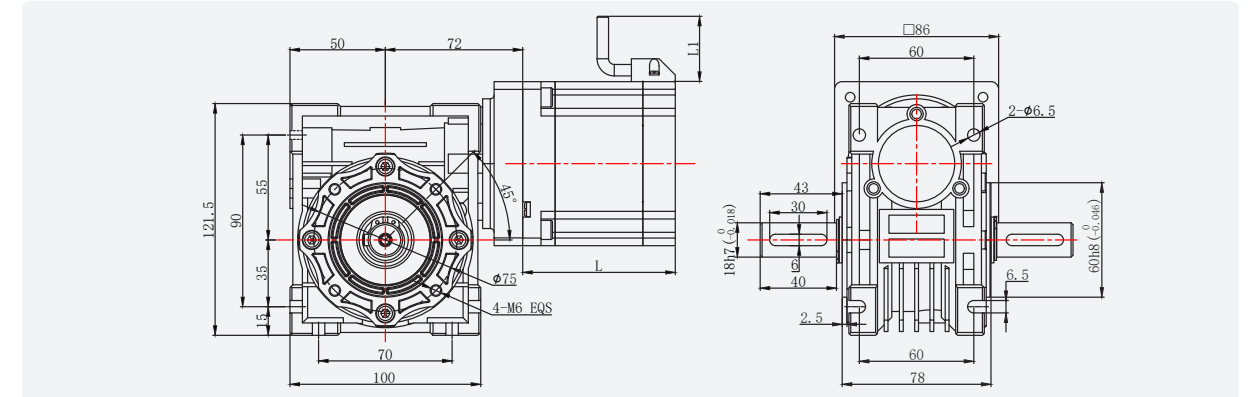
Hollow Shaft



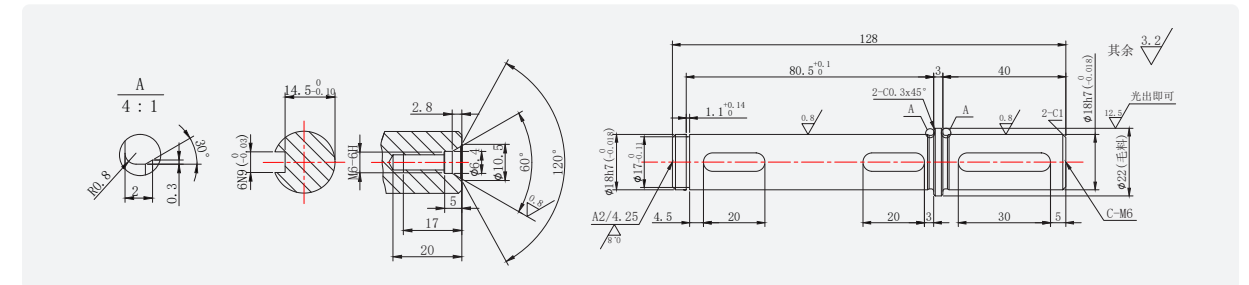
Single Shaft



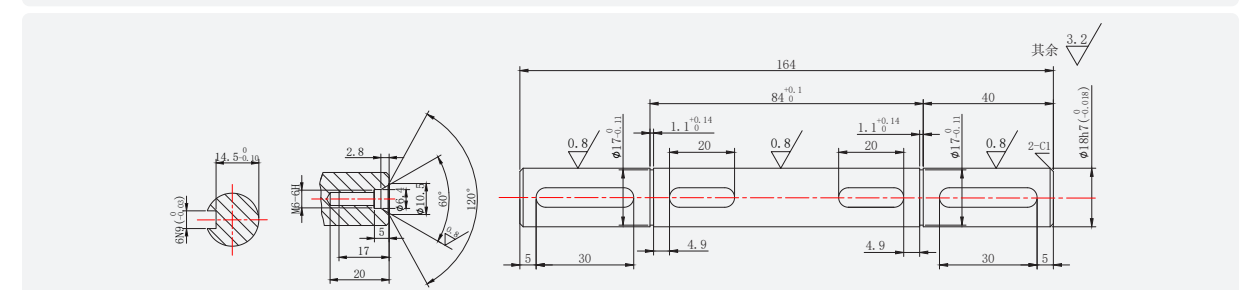
Double Shaft



Shaft Dimensions
Single Shaft




Shaft Dimensions
Double Shaft



Worm Geared Stepper Motor (Backlash ≤ 15 arcmin)

Size 86 / Nema 34 (Heavy-duty)



Options

High-Low Tern Brake Encoder

Motor Driver Connector Hand wheel


Technical Data

Model No.	Rated Voltage (V)	Rated Current (A)	Resistance/phase (Ω)	Inductance /Phase (mH)	Holding Torque (mN.m)	Wiring (No.)	Rotor Inertia ($g\cdot cm^2$)	Weight (kg)	Length (L) (mm)	Reduction Ratio
86HS2401	1.76	4.4	0.40	3.2	4500	4	1400	2.35	80	$\leq 1: 100$

Gearbox Stepper Motor Specifications(86HS2401)

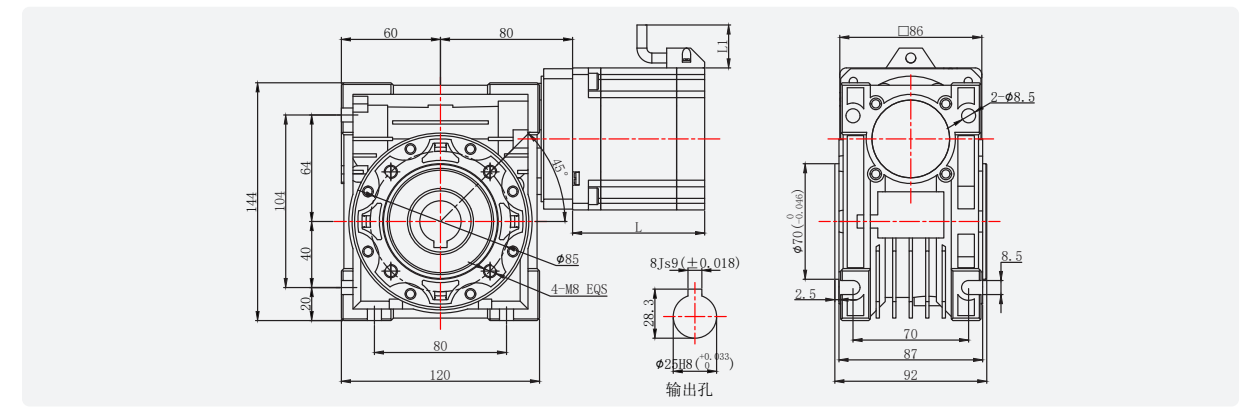
Ratio	5	7.5	10	15	20	25	30	40	50	60	80	100
Holding torque for gearbox(mN.m)	15660	24671	34020	54000	69300	75000	90000	82000	77000	72000	68000	56000
Total length(mm)	220											
Total weight (g)	6750											
Gearbox length(mm)	140											
Speed After Gearbox	180	120	90	60	45	36	30	22.5	18	15	11.25	9
Backlash(No load)	15'~18'											
Efficiency	87%	86%	84%	80%	77%	74%	70%	65%	61%	57%	51%	49%

Gearbox Shaft Options

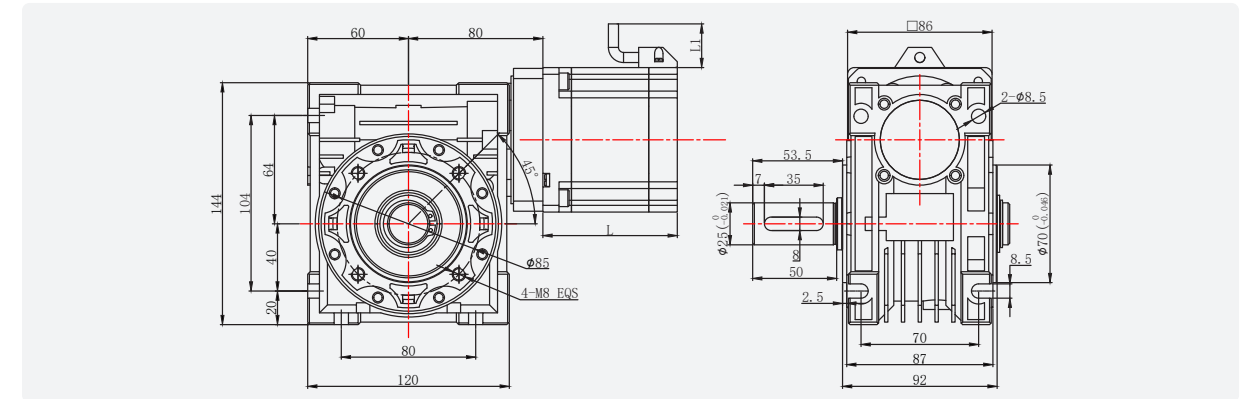


Dimensions

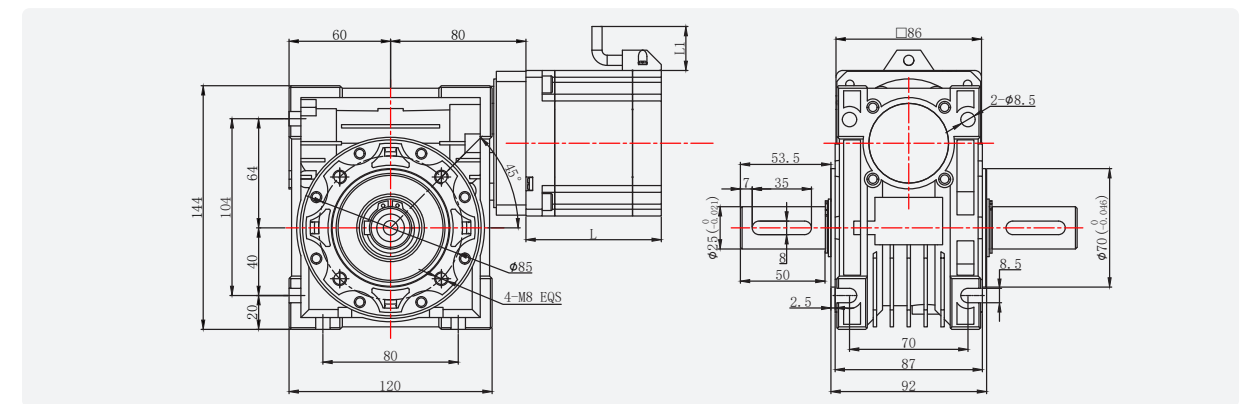
Hollow Shaft



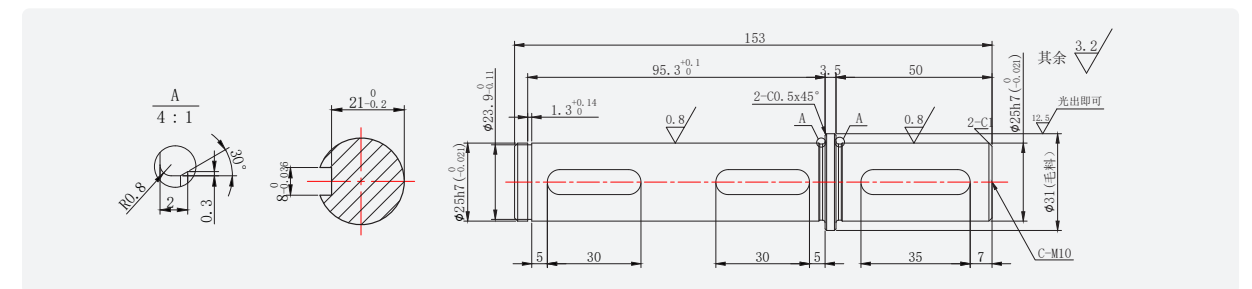
Single Shaft



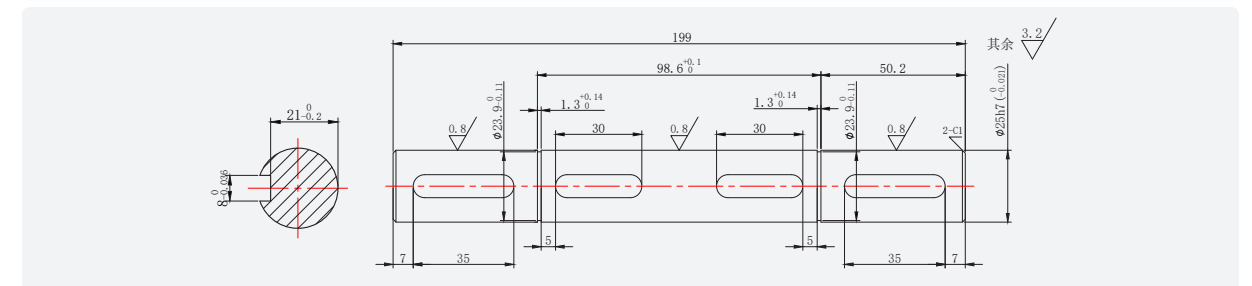
Double Shaft




Shaft Dimensions Single Shaft



Shaft Dimensions Double Shaft



STEPPER MOTOR



UMot

NAMEPLATE DEFINITION OF THE HYBRID STEPPER MOTOR

42H-S-C-6-6-XX/XXX-24-B-2-400

Motor Size

20 28 35 39 42 57 60 86

Step Angle

K Step Angle 0.9°
E Step Angle 1.2°
S Step Angle 1.8°

Flange Type

C or no Mark: square
Y: Round
SH: 35 39 standard model

Motor Height

Size 20: 0:24.5 6:41
Size 28: 0:25.5 2:32 4:40 5:45 7:52
Size 35: 0:20.5 2:25.5 3:32.5 5:37.5 6:48 7:51
Size 36: 0:13 3:18
Size 39: 0:20.5 1:22.5 2:30 3:28.8 4:34
Size 42: 0:26 1:34 3:38 4:40 6:48 8:60.5 11:81
Size 57: 1:45 3:51 5:55 6:65 7:76 10:100 11:113.5
Size 60: 6:55
Size 86: 2:78 5:55 9:128

Wire Length

Numbers: wire length
No Mark: connector

D-shaft Specifications

Numbers: D shaft length
No Mark: No D shaft

Shaft Type

A or no Mark: round shaft
B: D shaft
J: key with keyway

Shaft Length(mm)

Factory Number


No. of Wires

3: 3 wires、4: 4 wires、5: 5 wires、6: 6 wires

Linear Stepper Motor
Geared Stepper Motor
Worm Geared Stepper Motor
Stepper Motor
Integrated Stepper Motor
Specialized Stepper Motor
Linear Stage
Stepper Motor Driver
Controllers & Accessories

Stepper Motor

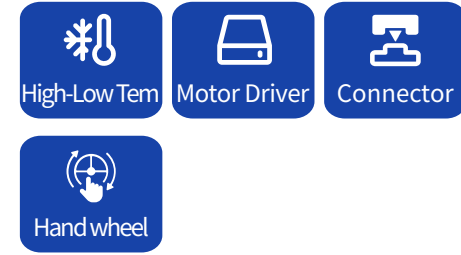
Size 20 / Nema 8



General Specifications

Step Angle	1.8°
Temperature Rise	80° C Max(Rated Current,2 phase power)
Ambient Temperature	-20° C ~ 80° C
Insulation Resistance	100MQMin,500VDC
Radial Runout	0.02 Max.(450g load)
Axial Runout	0.08 Max.(450g load)
Radial Load	20N(20mm from Flange)
Axial Load	2N

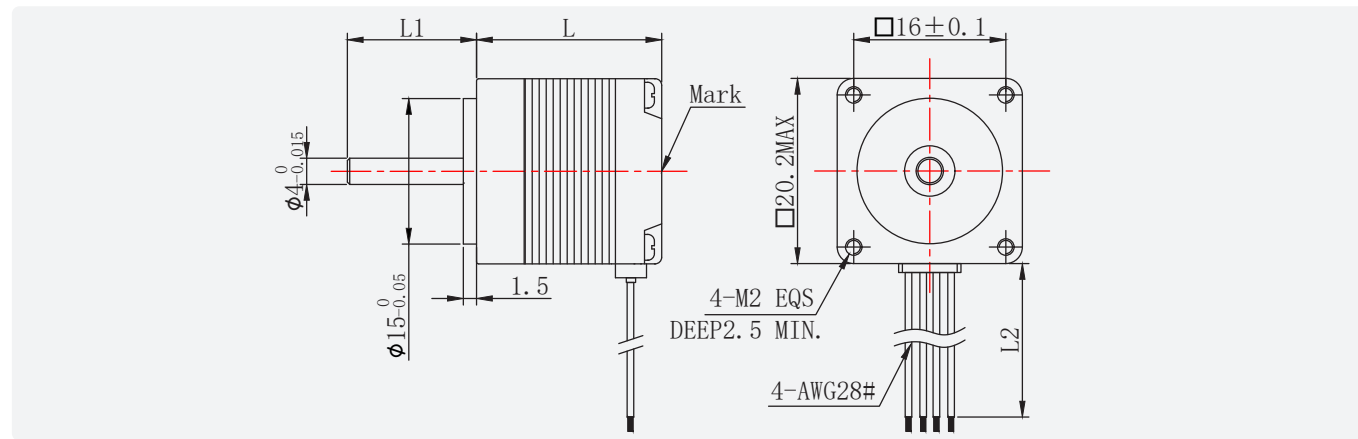
Options



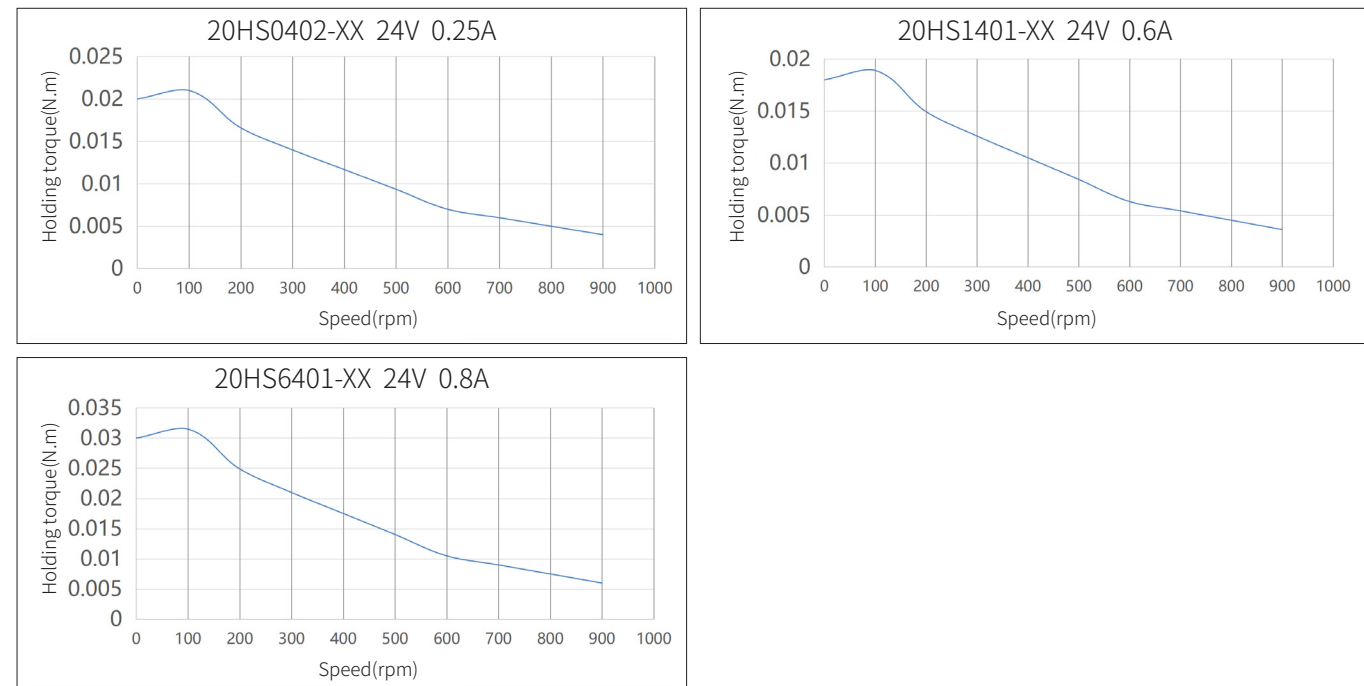
Technical Data

Model No.	Holding Torque (mN.m)	Rated Current (A)	Resistance/phase (Ω)	Rated Voltage (V)	Rotor Inertia (g·cm ²)	Wiring (No.)	Weight (kg)	Motor Height(L) (mm)
20HS0402	20	0.25	19	4.75	2	4	0.05	24.5
20HS1401	18	0.6	6.5	3.9	2	4	0.05	30
20HS6401	30	0.8	5.5	4.4	3	4	0.1	41

Dimensions




Torque Curve



Stepper Motor

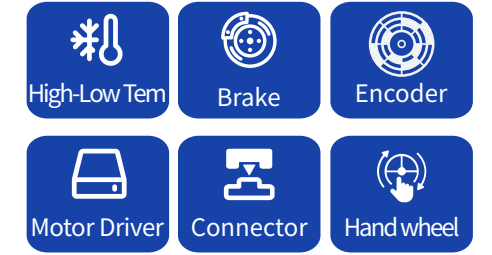
Size 28 / Nema 11



General Specifications

Step Angle	1.8°
Temperature Rise	80° C Max(Rated Current,2 phase power)
Ambient Temperature	-20° C ~ 80° C
Insulation Resistance	100MQMin,500VDC
Radial Runout	0.02 Max.(450g load)
Axial Runout	0.08 Max.(450g load)
Radial Load	28N(20mm from Flange)
Axial Load	10N

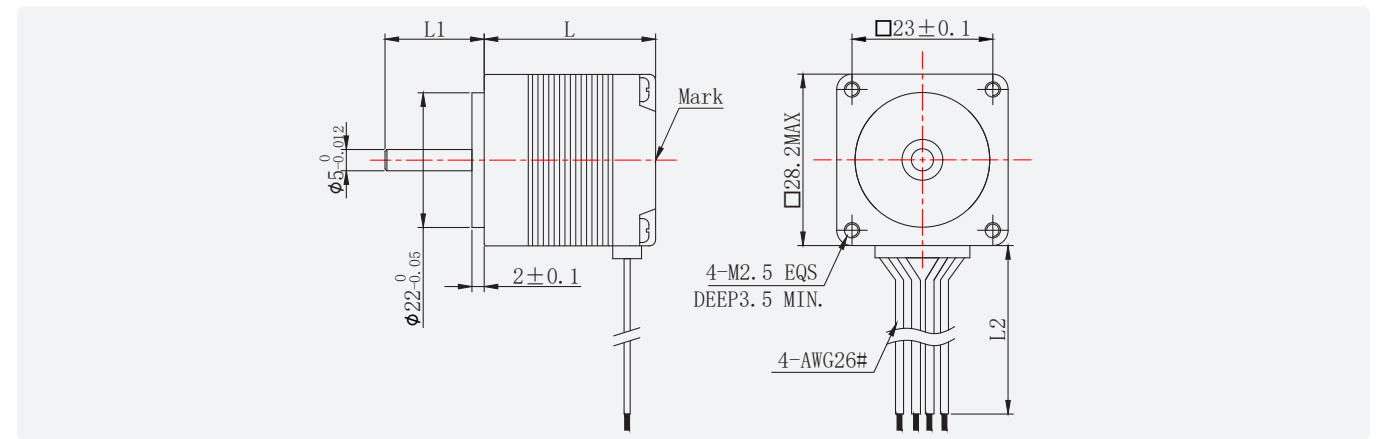
Options



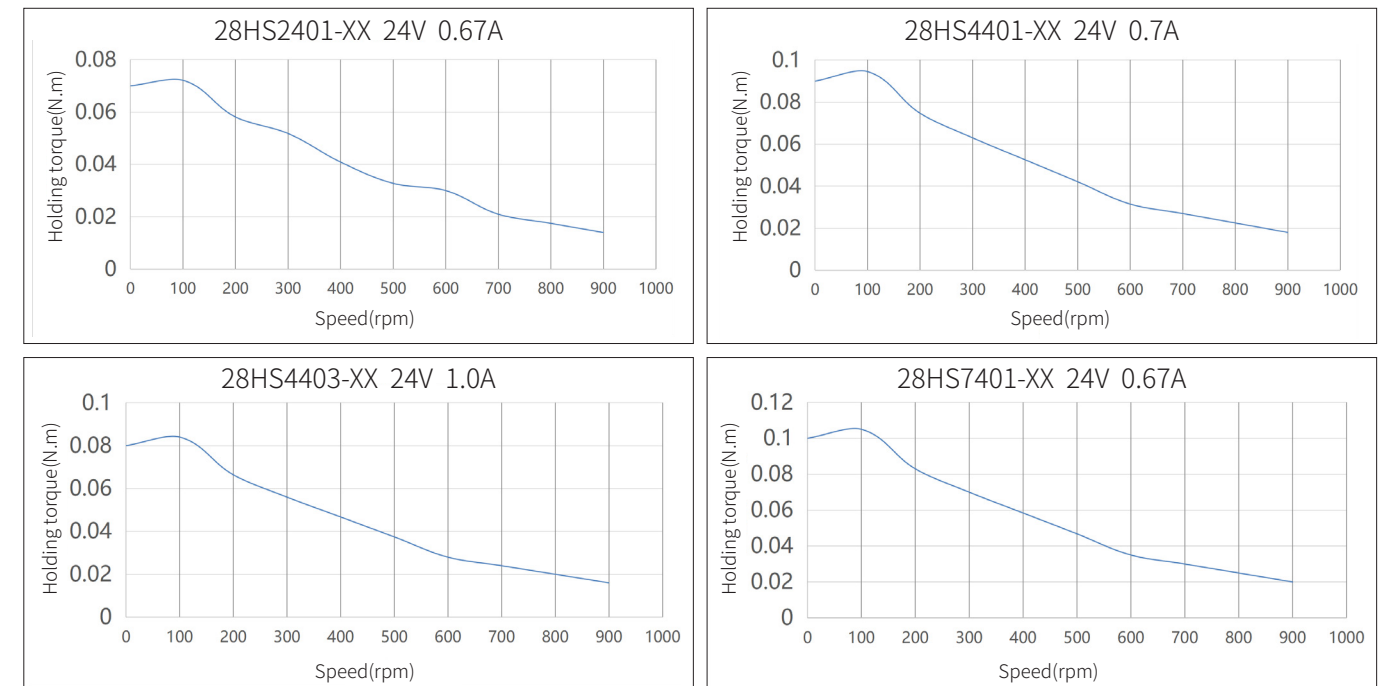
Technical Data

Model No.	Holding Torque (mN.m)	Rated Current (A)	Resistance/phase (Ω)	Rated Voltage (V)	Rotor Inertia (g·cm ²)	Wiring (No.)	Weight (kg)	Motor Height(L) (mm)
28HS2401	70	0.67	5.8	3.88	15	4	0.13	33
28HS4401	90	0.7	6.5	4.5	25	4	0.16	40
28HS4403	80	1	4	4	25	4	0.2	40
28HS7401	100	0.67	9	6.03	50	4	0.3	52

Dimensions




Torque Curve



Stepper Motor

Size 35 / Nema 14



General Specifications

Step Angle	1.8°/0.9°
Temperature Rise	80° C Max(Rated Current,2 phase power)
Ambient Temperature	-20° C ~ 80° C
Insulation Resistance	100MQMin,500VDC
Radial Runout	0.02 Max.(450g load)
Axial Runout	0.08 Max.(450g load)
Radial Load	28N(20mm from Flange)
Axial Load	10N

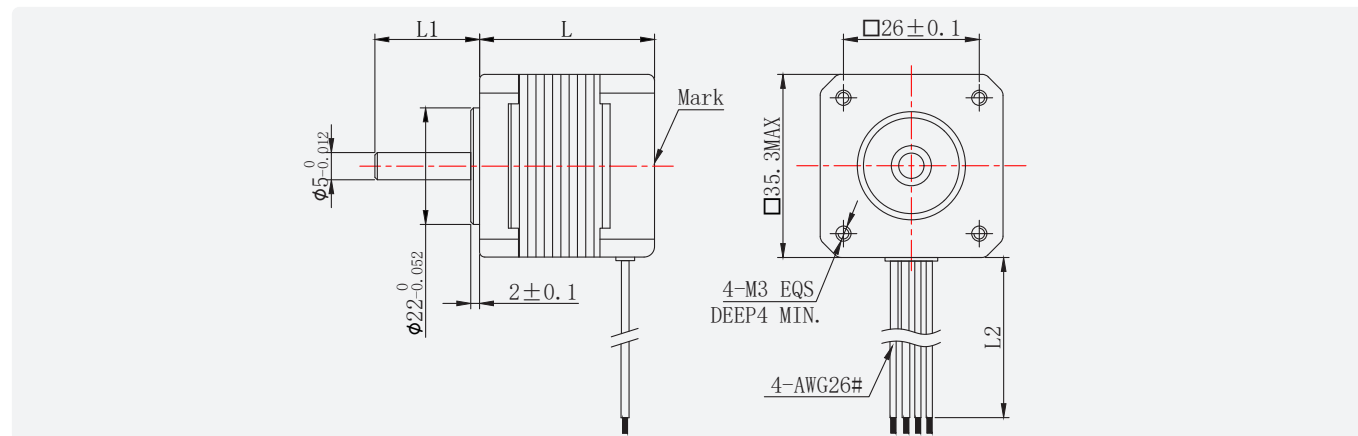
Options

High-Low Tem Brake Encoder
Motor Driver Connector Hand wheel

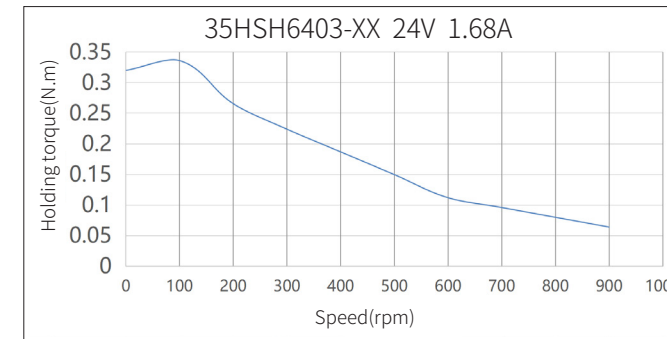
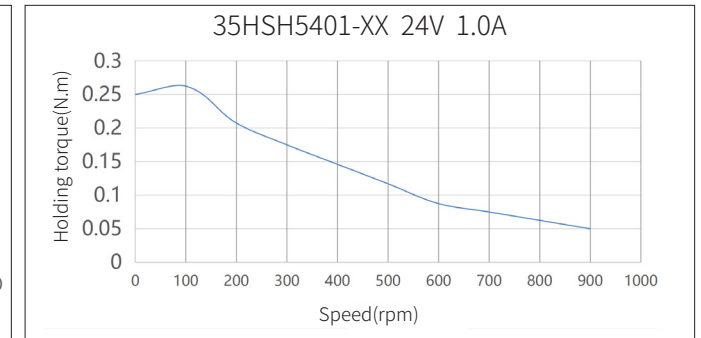
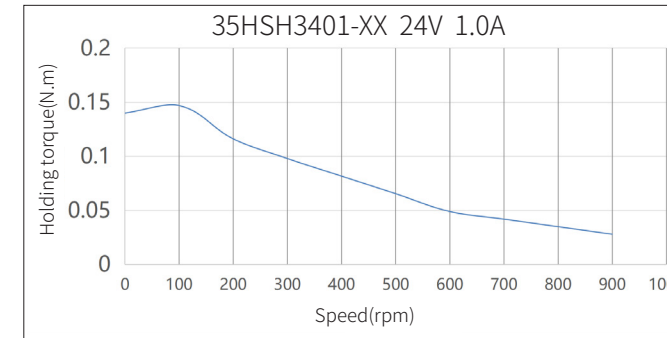
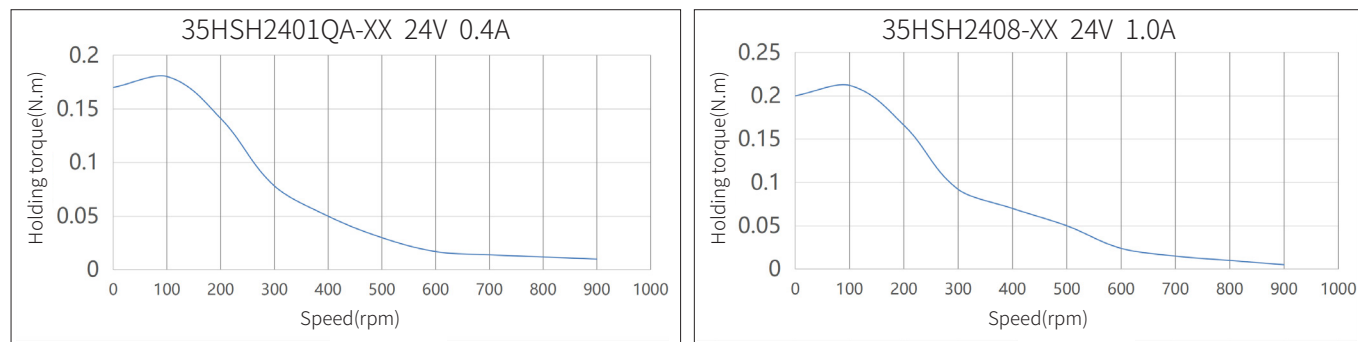
Technical Data

Model No.	Holding Torque (mN.m)	Rated Current (A)	Resistance/phase (Ω)	Rated Voltage (V)	Rotor Inertia (g·cm ²)	Wiring (No.)	Weight (kg)	Motor Height(L) (mm)
35HSH2401QA	170	0.4	23	9.2	15	4	0.12	25.5
35HSH2408	200	1	4.5	4.5	30	4	0.2	28.5
35HSH3401	140	1	2.7	2.7	45	4	0.25	32.5
35HSH5401	250	1	4.5	4.5	35	4	0.3	37.5
35HSH6403	320	1.68	1.65	2.77	40	4	0.38	48

Dimensions



Torque Curve



Linear Stepper Motor
Geared Stepper Motor
Worm Geared Stepper Motor
Stepper Motor
Integrated Stepper Motor
Specialized Stepper Motor
Linear Stage
Stepper Motor Driver
Controllers & Accessories

Linear Stepper Motor
Geared Stepper Motor
Worm Geared Stepper Motor
Stepper Motor
Integrated Stepper Motor
Specialized Stepper Motor
Linear Stage
Stepper Motor Driver
Controllers & Accessories

Stepper Motor

Size 36 / Nema 15



General Specifications

Step Angle	1.8°/0.9°
Temperature Rise	80° C Max(Rated Current,2 phase power)
Ambient Temperature	-20° C ~ 80° C
Insulation Resistance	100MQMin,500VDC
Radial Runout	0.02 Max.(450g load)
Axial Runout	0.08 Max.(450g load)
Radial Load	28N(20mm from Flange)
Axial Load	10N

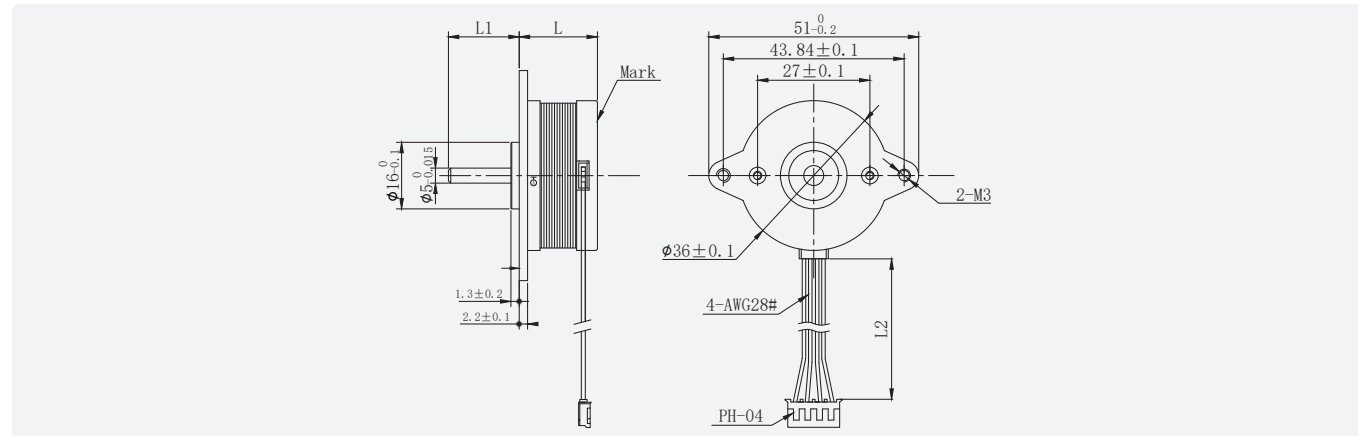
Options



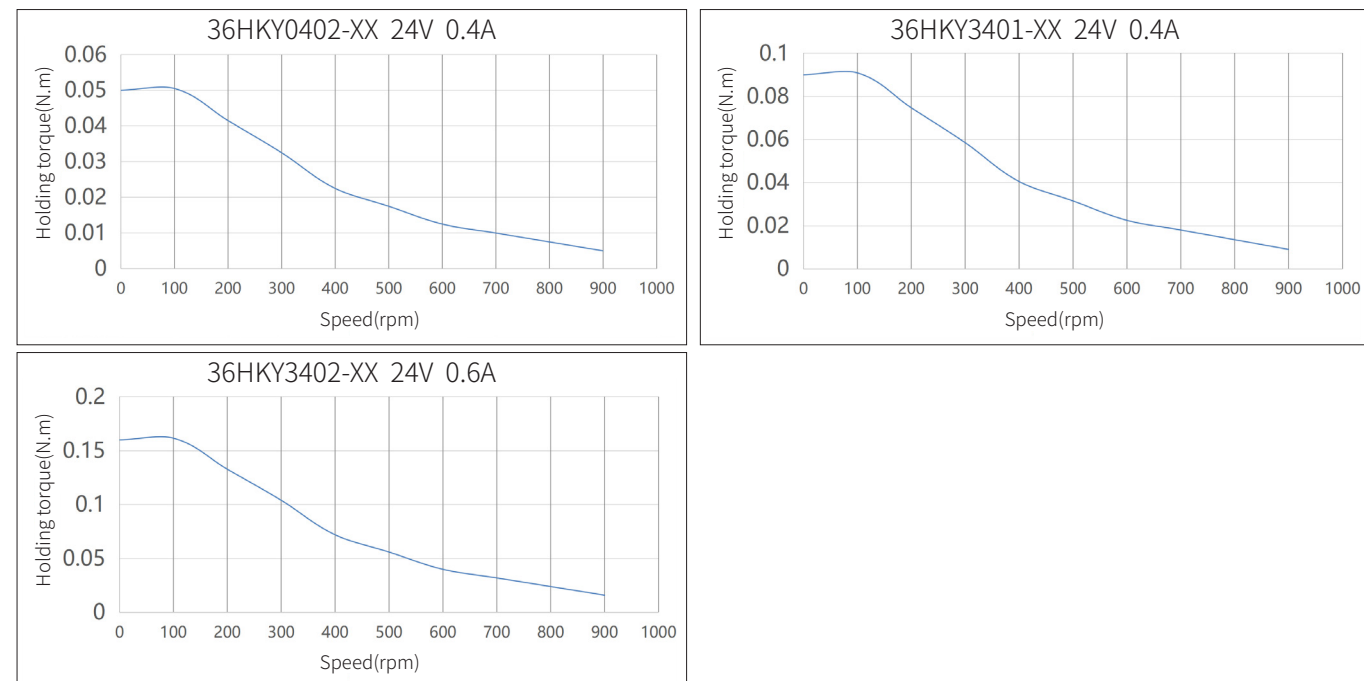
Technical Data

Model No.	Holding Torque (mN.m)	Rated Current (A)	Resistance/phase (Ω)	Rated Voltage (V)	Rotor Inertia (g·cm ²)	Wiring (No.)	Weight (kg)	Motor Height(L) (mm)
36HKY0402	50	0.4	14	5.6	20	4	0.11	13
36HKY3401	90	0.4	29	11.6	15	4	0.13	18
36HSY3402	160	0.6	26	15.6	15	4	0.14	20

Dimensions



Torque Curve



Stepper Motor

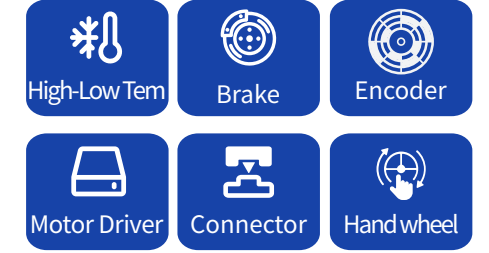
Size 39 / Nema 16



General Specifications

Step Angle	1.8°
Temperature Rise	80° C Max(Rated Current,2 phase power)
Ambient Temperature	-20° C ~ 80° C
Insulation Resistance	100MQMin,500VDC
Radial Runout	0.02 Max.(450g load)
Axial Runout	0.08 Max.(450g load)
Radial Load	28N(20mm from Flange)
Axial Load	10N

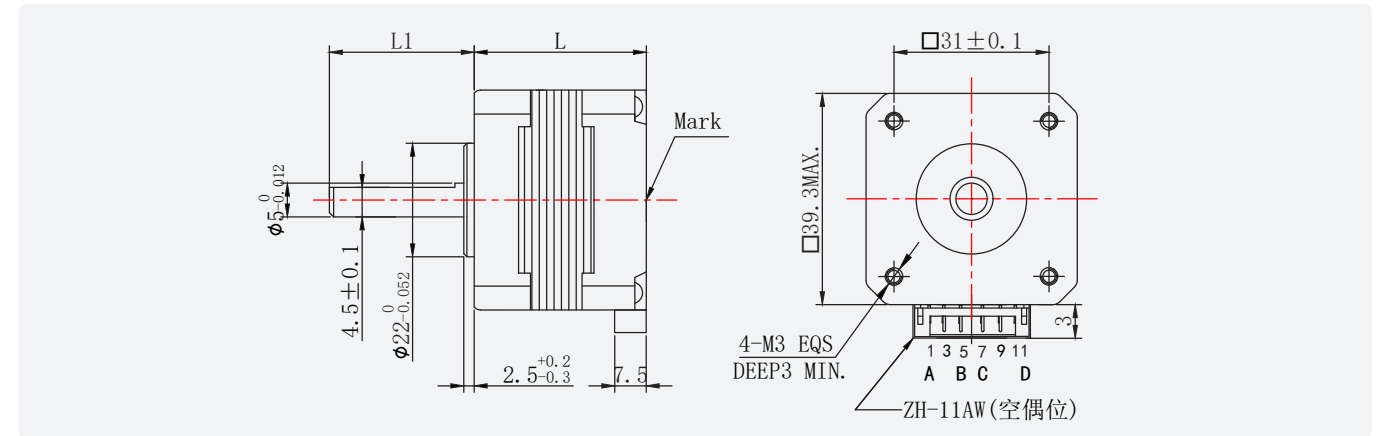
Options



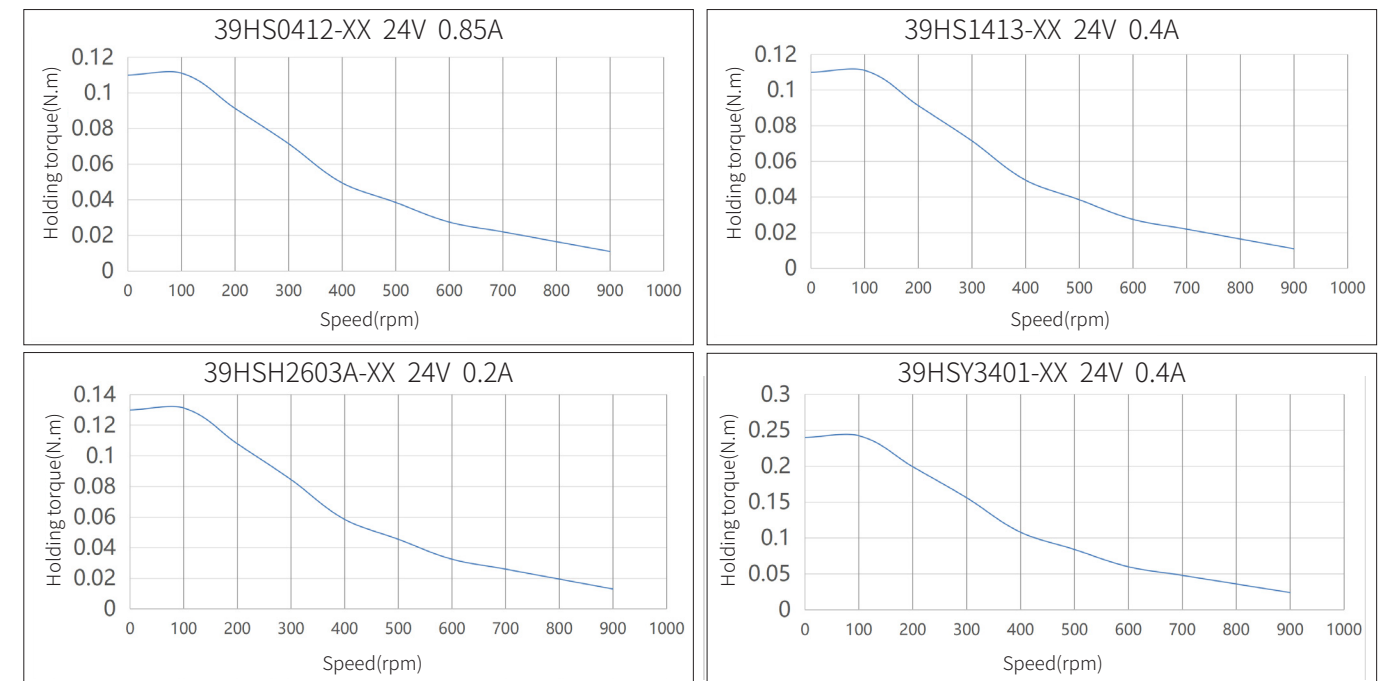
Technical Data

Model No.	Holding Torque (mN.m)	Rated Current (A)	Resistance/phase (Ω)	Rated Voltage (V)	Rotor Inertia (g·cm ²)	Wiring (No.)	Weight (kg)	Motor Height(L) (mm)
39HS0412	110	0.85	5.5	4.675	35	4	0.11	20.5
39HS1413	110	0.4	7	2.8	15	4	0.15	22.5
39HSH2603A	130	0.2	50	10	35	4	0.2	30
39HSY3401	240	0.4	23	9.2	18	4	0.2	28.8

Dimensions




Torque Curve



Stepper Motor

Size 42 / Nema 17



General Specifications

Step Angle	1.8°
Temperature Rise	80° C Max(Rated Current,2 phase power)
Ambient Temperature	-20° C ~ 80° C
Insulation Resistance	100MQMin,500VDC
Radial Runout	0.02 Max.(450g load)
Axial Runout	0.08 Max.(450g load)
Radial Load	28N(20mm from Flange)
Axial Load	10N

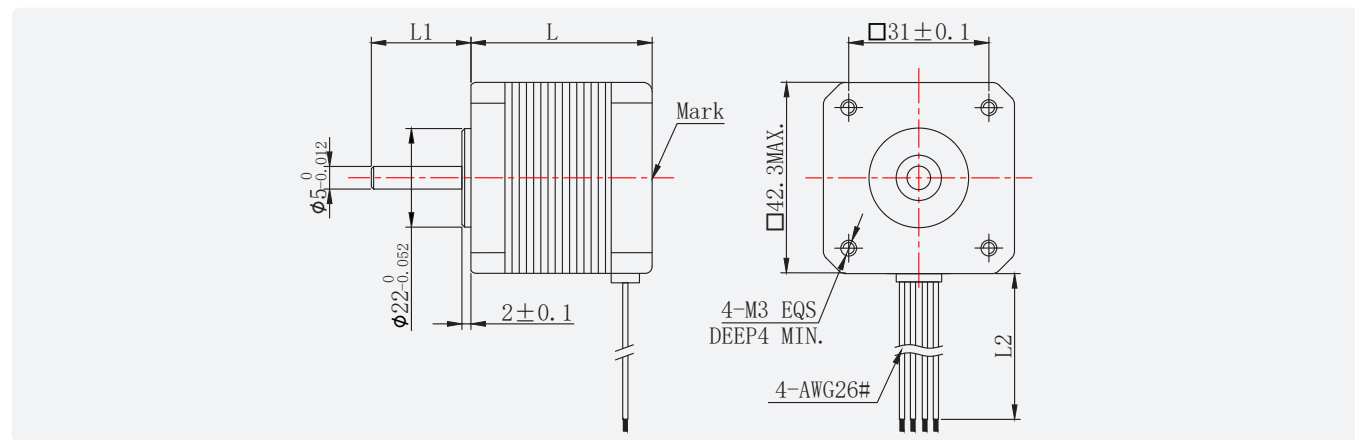
Options

High-Low Tem Brake Encoder
Motor Driver Connector Hand wheel

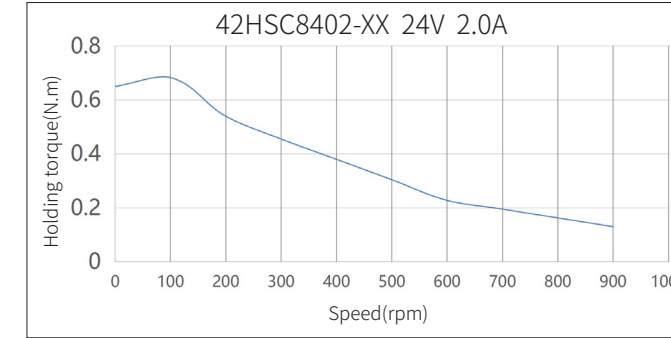
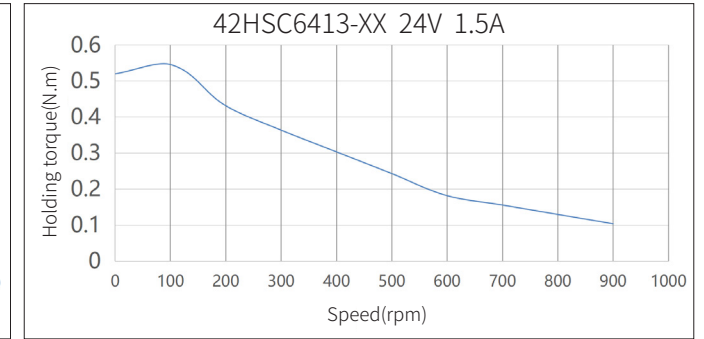
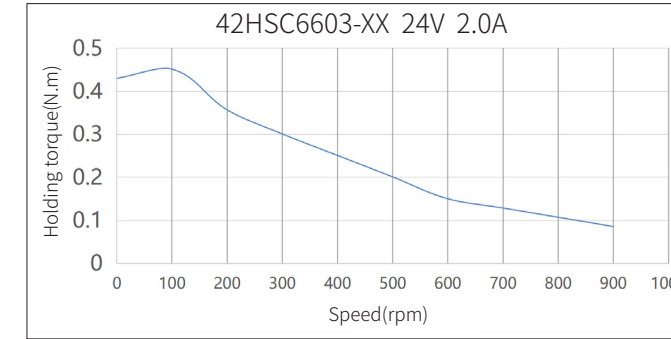
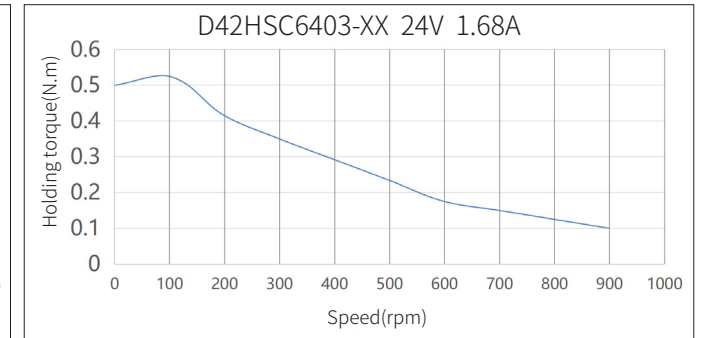
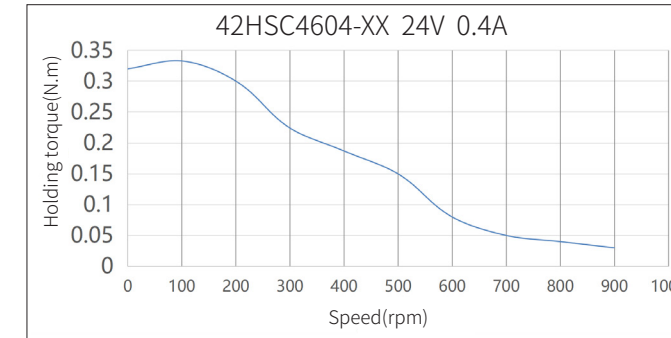
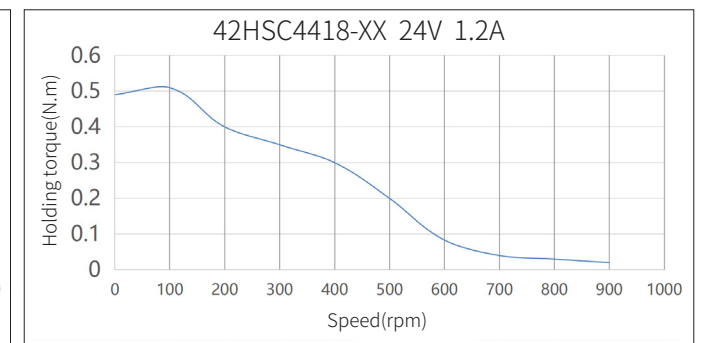
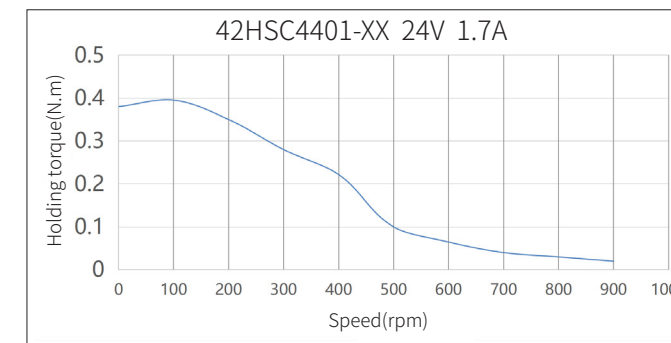
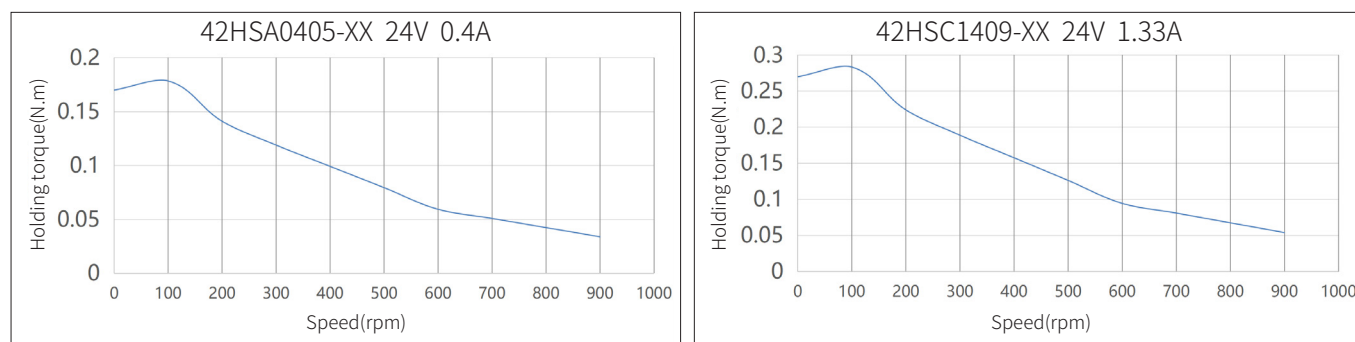
Technical Data

Model No.	Holding Torque (mN.m)	Rated Current (A)	Resistance/phase (Ω)	Rated Voltage (V)	Rotor Inertia (g·cm ²)	Wiring (No.)	Weight (kg)	Motor Height(L) (mm)
42HSA0405	170	0.4	24	9.6	20	4	0.15	26
42HSC1409	270	1.33	2.2	2.93	40	4	0.22	34
42HSC4401	380	1.7	1.4	2.38	45	4	0.3	40
42HSC4418	490	1.2	5	6	40	4	0.35	40
42HSC4604	320	0.4	30	12	90	4	0.35	40
D42HS6403	500	1.68	1.65	2.77	68	4	0.35	48
42HSC6603	430	2	1.5	3	120	4	0.4	48
42HSC6413	520	1.5	2	3	68	4	0.4	48
42HSC8402	650	2	2	4	75	4	0.5	60.5

Dimensions



Torque Curve




Linear Stepper Motor
Geared Stepper Motor
Worm Geared Stepper Motor
Stepper Motor
Integrated Stepper Motor
Specialized Stepper Motor
Linear Stage
Stepper Motor Driver
Controllers & Accessories

Linear Stepper Motor
Geared Stepper Motor
Worm Geared Stepper Motor
Stepper Motor
Integrated Stepper Motor
Specialized Stepper Motor
Linear Stage
Stepper Motor Driver
Controllers & Accessories

Stepper Motor

Size 57 / Nema 23



General Specifications

Step Angle	1.8°/0.9°
Temperature Rise	80° C Max(Rated Current,2 phase power)
Ambient Temperature	-20° C ~ 80° C
Insulation Resistance	100MQMin,500VDC
Radial Runout	0.02 Max.(450g load)
Axial Runout	0.08 Max.(450g load)
Radial Load	75N(20mm from Flange)
Axial Load	15N

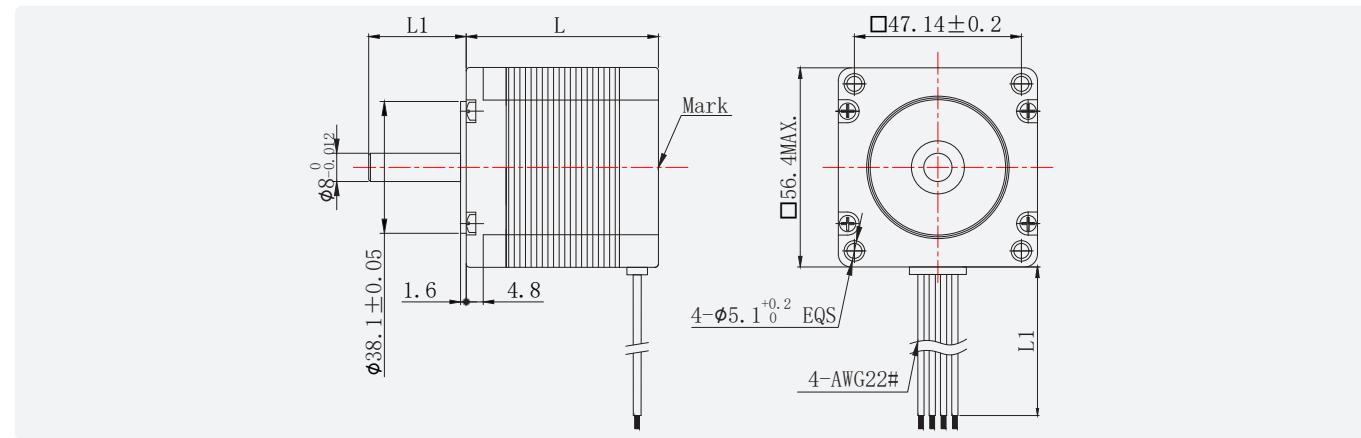
Options

High-Low Tem Brake Encoder
Motor Driver Connector Hand wheel

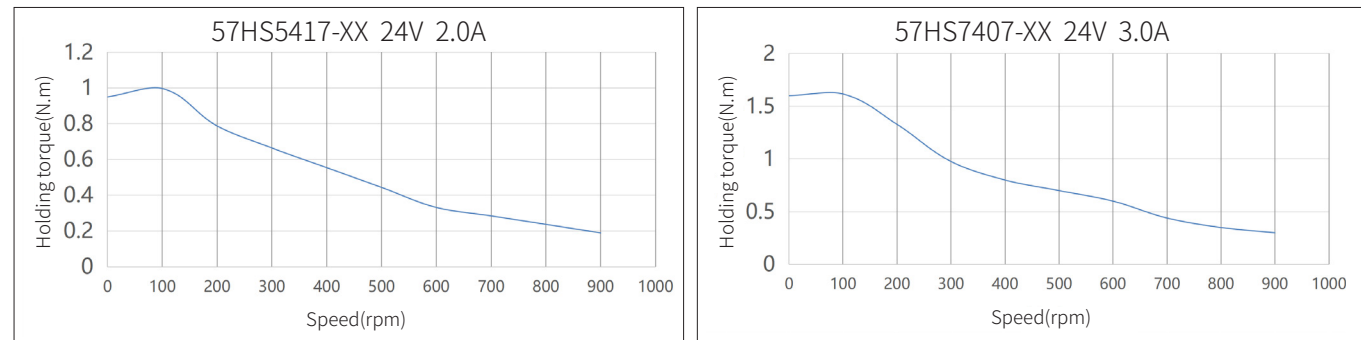
Technical Data

Model No.	Holding Torque (mN.m)	Rated Current (A)	Resistance/phase (Ω)	Rated Voltage (V)	Rotor Inertia (g-cm ²)	Wiring (No.)	Weight (kg)	Motor Height(L) (mm)
57HS5417	950	2	0.8	1.6	200	4	0.5	55
57HS7407	1600	3	0.55	1.65	230	4	0.6	77

Dimensions



Torque Curve



Stepper Motor

Size 60 / Nema 24



General Specifications

Step Angle	1.8°/0.9°
Temperature Rise	80° C Max(Rated Current,2 phase power)
Ambient Temperature	-20° C ~ 80° C
Insulation Resistance	100MQMin,500VDC
Radial Runout	0.02 Max.(450g load)
Axial Runout	0.08 Max.(450g load)
Radial Load	75N(20mm from Flange)
Axial Load	15N

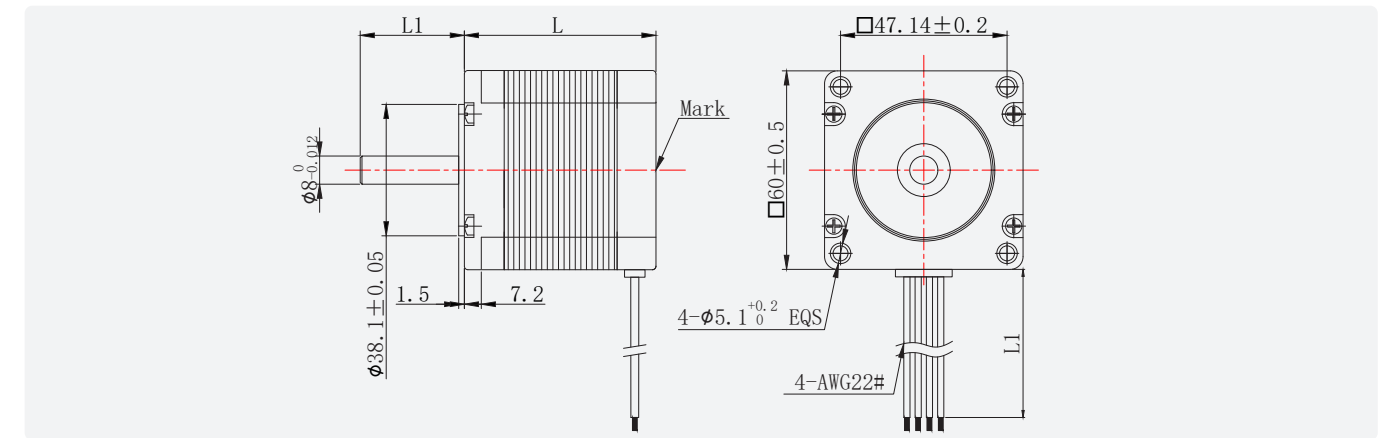
Options

High-Low Tem Brake Encoder
Motor Driver Connector Hand wheel

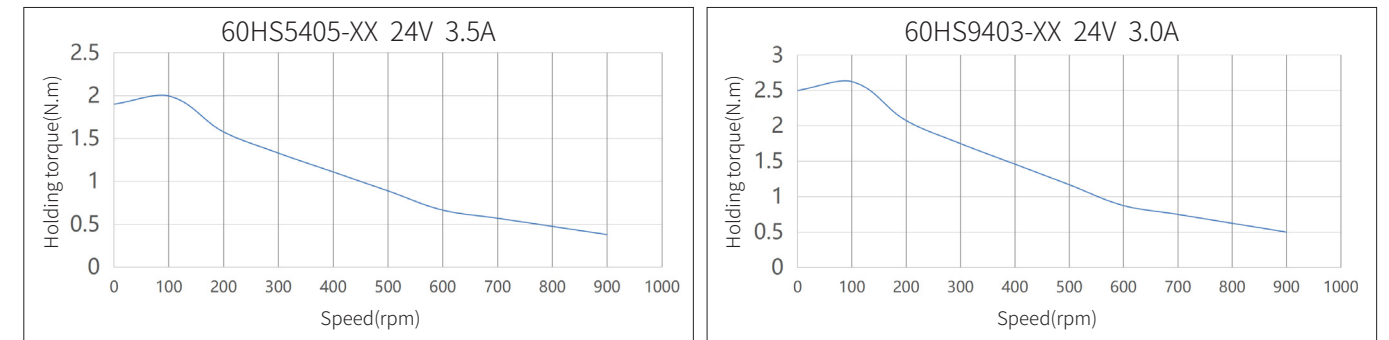
Technical Data

Model No.	Holding Torque (mN.m)	Rated Current (A)	Resistance/phase (Ω)	Rated Voltage (V)	Rotor Inertia (g-cm ²)	Wiring (No.)	Weight (kg)	Motor Height(L) (mm)
60HS5405-14	1900	3.5	0.85	2.98	300	4	0.7	55
60HS9403-21B	2500	3.0	0.7	2.1	400	4	1.0	86.5

Dimensions



Torque Curve



Stepper Motor

Size 86 / Nema 34



General Specifications

Step Angle	1.8°/0.9°
Temperature Rise	80° C Max(Rated Current,2 phase power)
Ambient Temperature	-20° C ~ 80° C
Insulation Resistance	100MQMin,500VDC
Radial Runout	0.02 Max.(450g load)
Axial Runout	0.08 Max.(450g load)
Radial Load	75N(20mm from Flange)
Axial Load	75N

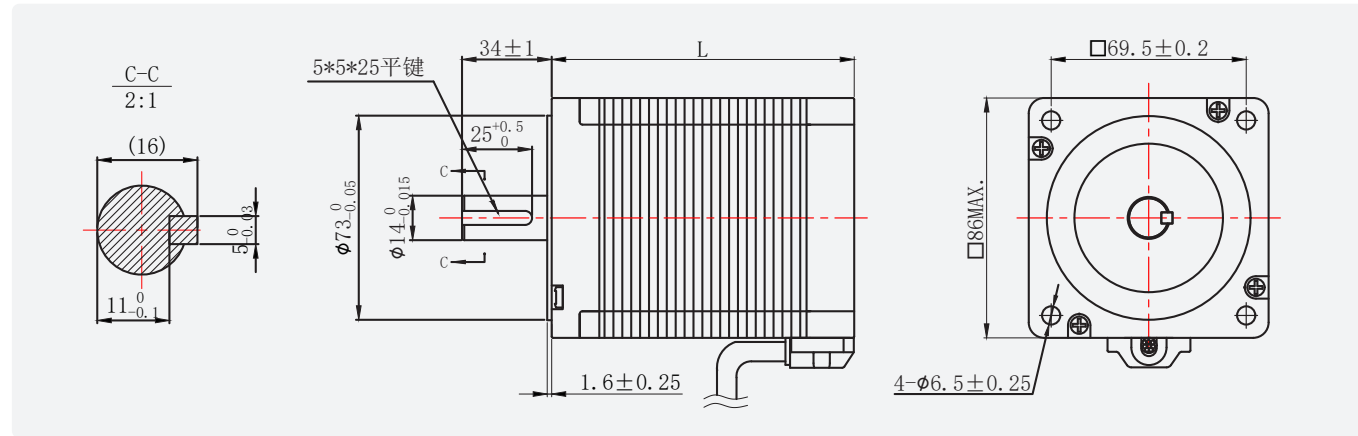
Options



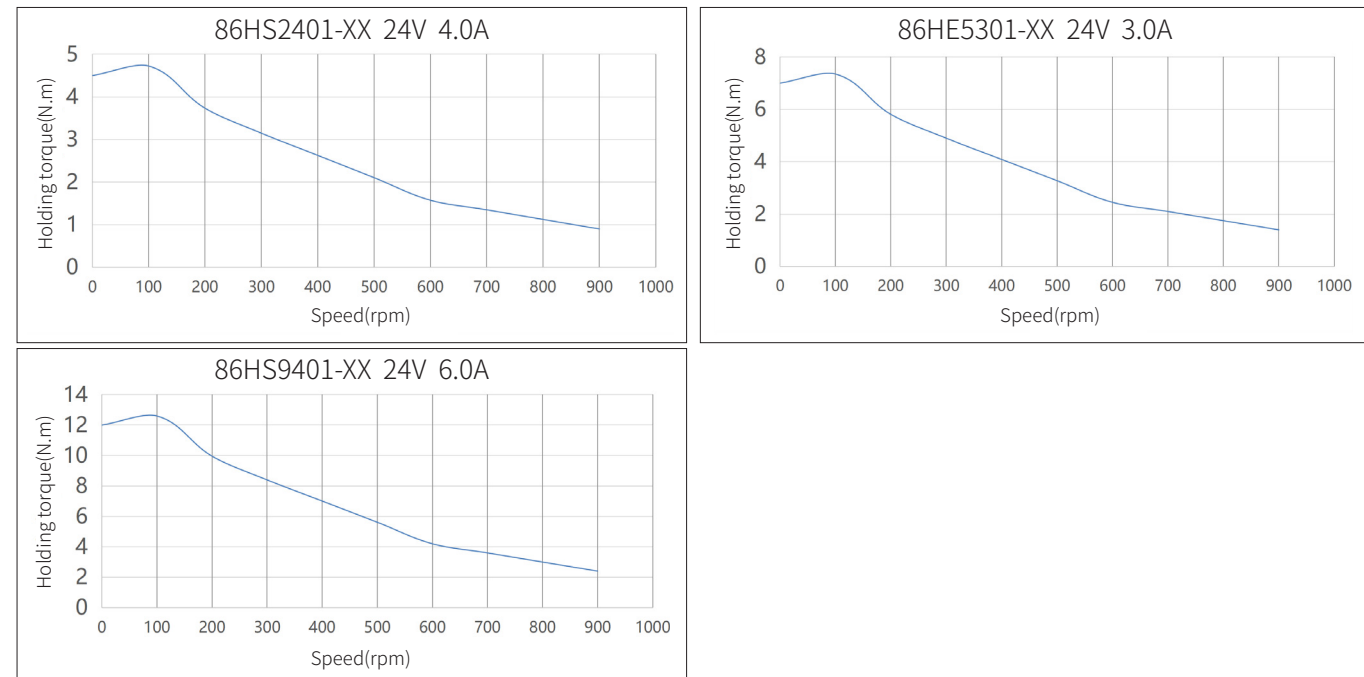
Technical Data

Model No.	Holding Torque (mN.m)	Rated Current (A)	Resistance/phase (Ω)	Rated Voltage (V)	Rotor Inertia (g·cm ²)	Wiring (No.)	Weight (kg)	Motor Height(L) (mm)
86HS2401(二相)	4500	4	0.34	1.36	1400	4	2.2	78
86HE5301(三相)	7000	3	2.48	7.44	3300	3	4	128
86HS9401(二相)	12000	6	0.83	4.98	1600	4	4.5	150

Dimensions




Torque Curve



Closed Loop Stepper Motor

Size 28 / Nema 11



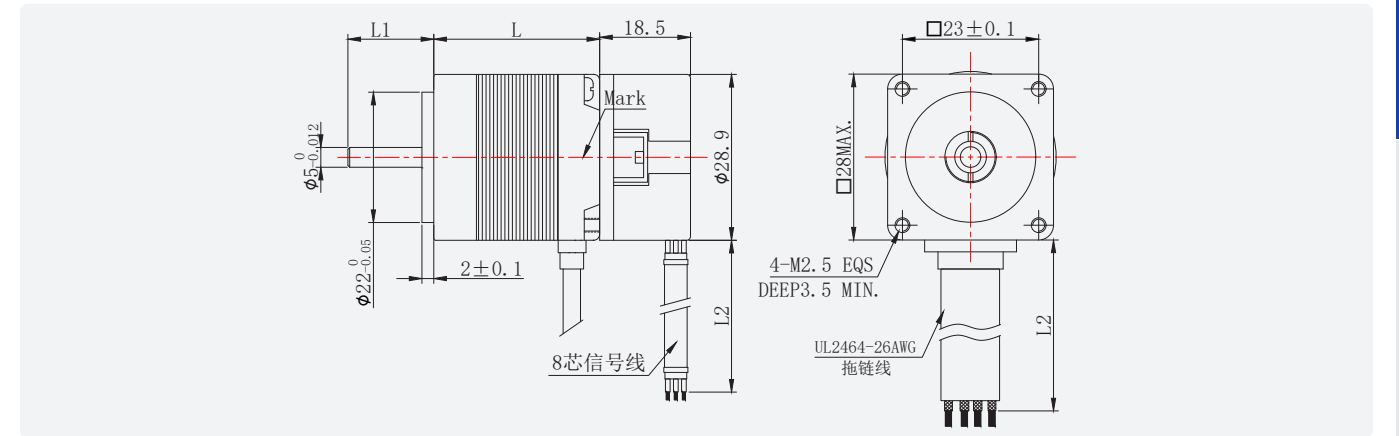
Options



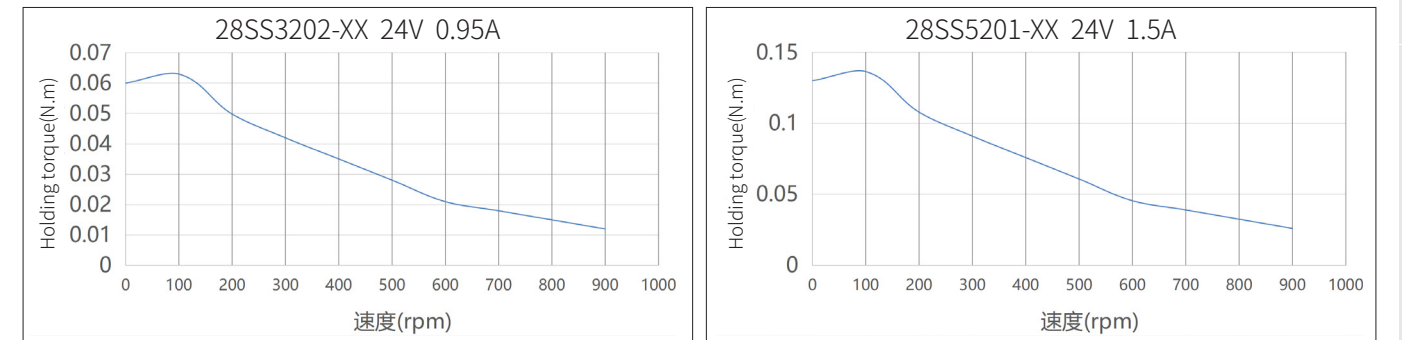
Technical Data

Model No.	Holding Torque (mN.m)	Rated Current (A)	Resistance/phase (Ω)	Rated Voltage (V)	Rotor Inertia (g·cm ²)	Wiring (No.)	Weight (kg)	Encoder Height (mm)	Motor Height(L) (mm)
28SS3202	60	0.95	2.5	2.38	15	4	0.18	18	32.5
28SS5201	130	1.5	2.8	4.2	35	4	0.28	18	52

Dimensions



Torque Curve



Closed Loop Stepper Motor

Size 42 / Nema 17

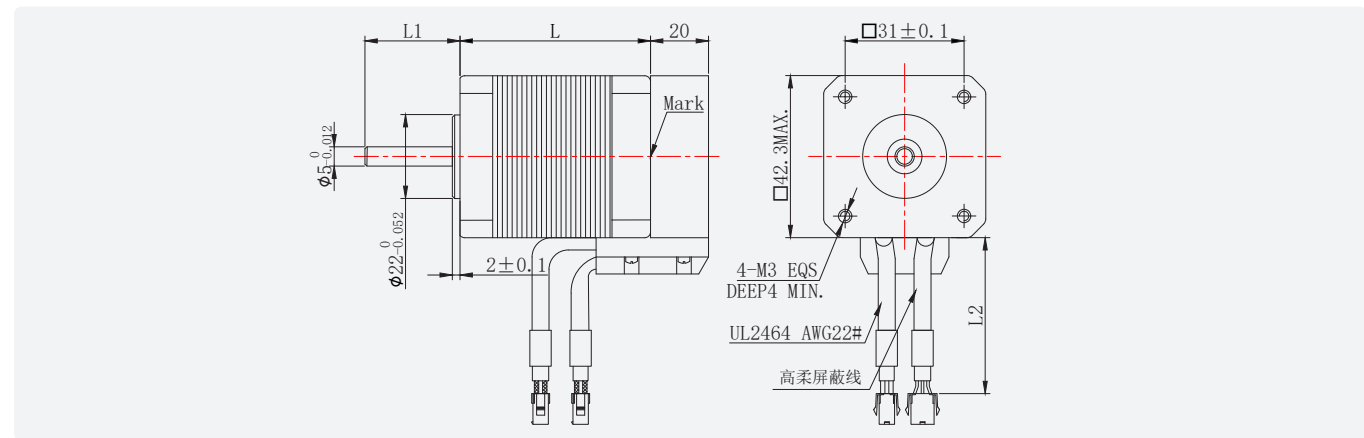
Options



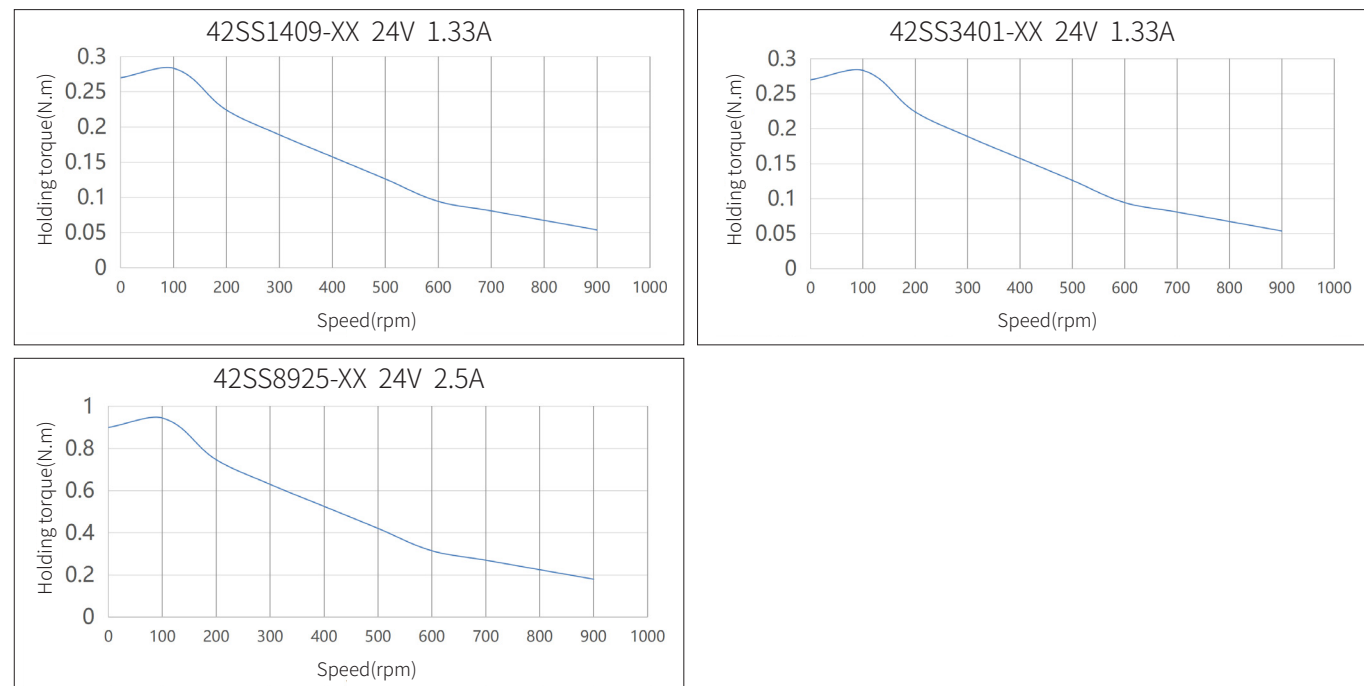
Technical Data

Model No.	Holding Torque (mN.m)	Rated Current (A)	Resistance/phase (Ω)	Rated Voltage (V)	Rotor Inertia (g-cm ²)	Wiring (No.)	Weight (kg)	Encoder Height (mm)	Motor Height(L) (mm)
42SS1409	270	1.33	2.2	2.93	35	4	0.22	20	34
42SS3401	270	1.33	2.2	2.93	30	4	0.3	20	34
42SS8925	900	2.5	1.3	3.25	110	4	0.65	25	64

Dimensions




Torque Curve



Closed Loop Stepper Motor

Size 57 / Nema 23

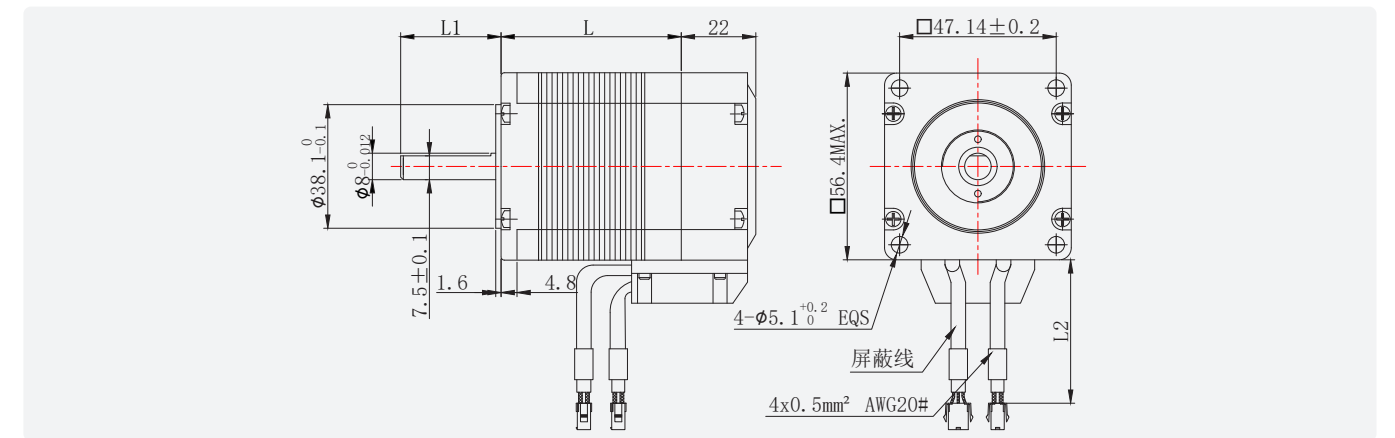
Options



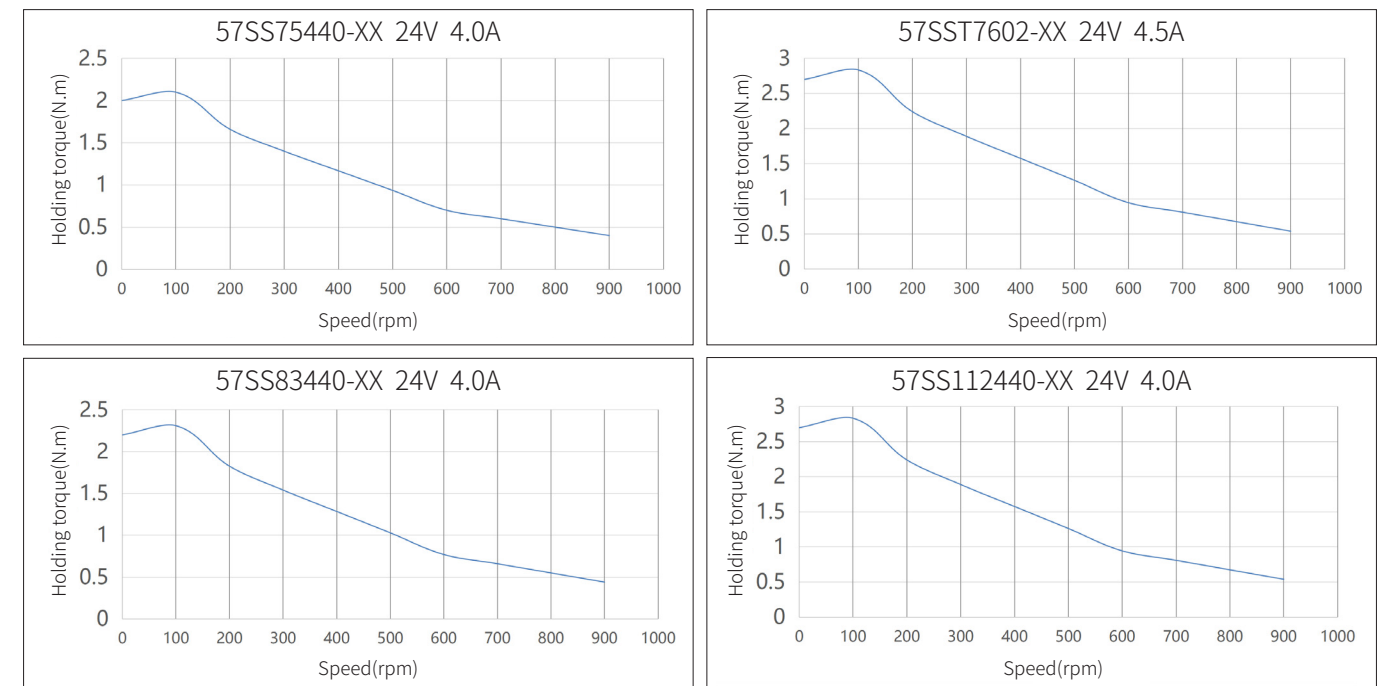
Technical Data

Model No.	Holding Torque (mN.m)	Rated Current (A)	Resistance/phase (Ω)	Rated Voltage (V)	Rotor Inertia (g-cm ²)	Wiring (No.)	Weight (kg)	Encoder Height (mm)	Motor Height(L) (mm)
57SS75440	2000	4.0	0.42	2.0	480	4	1.1	21	75.5
57SST7602	2700	4.5	0.7	3.15	230	4	1.2	22	76
57SS83440	2200	4.0	0.57	2.28	530	4	1.2	21	83.5
57SS112440	2700	4.0	0.65	2.6	700	4	1.57	21	112

Dimensions




Torque Curve



Closed Loop Stepper Motor

Size 60 / Nema 24

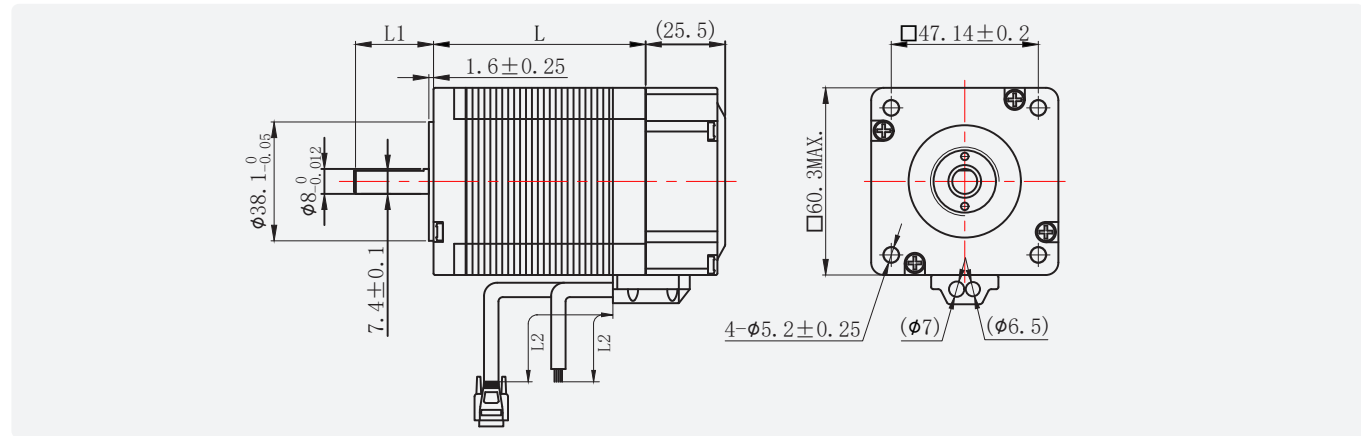
Options



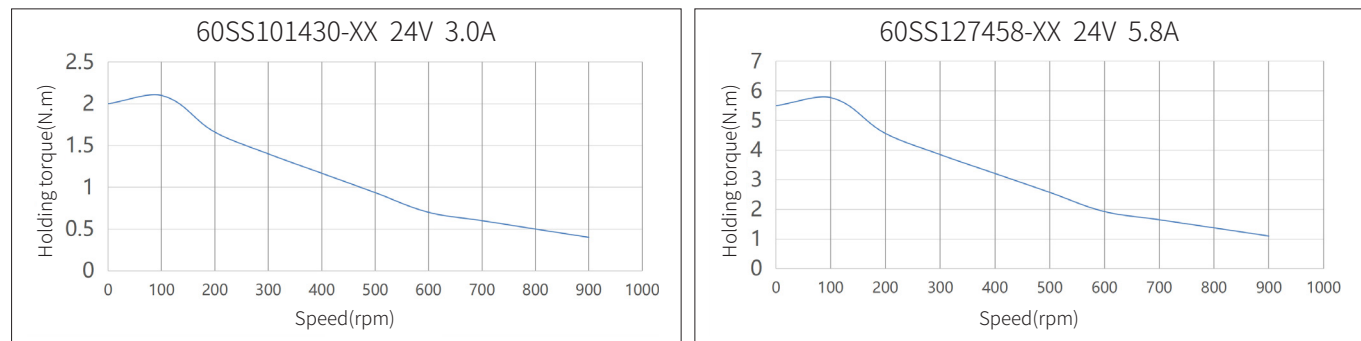
Technical Data

Model No.	Holding Torque (mN.m)	Rated Current (A)	Resistance/phase (Ω)	Rated Voltage (V)	Rotor Inertia (g-cm ²)	Wiring (No.)	Weight (kg)	Encoder Height (mm)	Motor Height(L) (mm)
60SS101430	2000	3.0	0.66	2.0	1000	4	1.65	25.5	101.5
60SS127458	5500	5.8	1.5	8.7	1370	4	2.5	25.5	127

Dimensions




Torque Curve



Closed Loop Stepper Motor

Size 86 / Nema 34

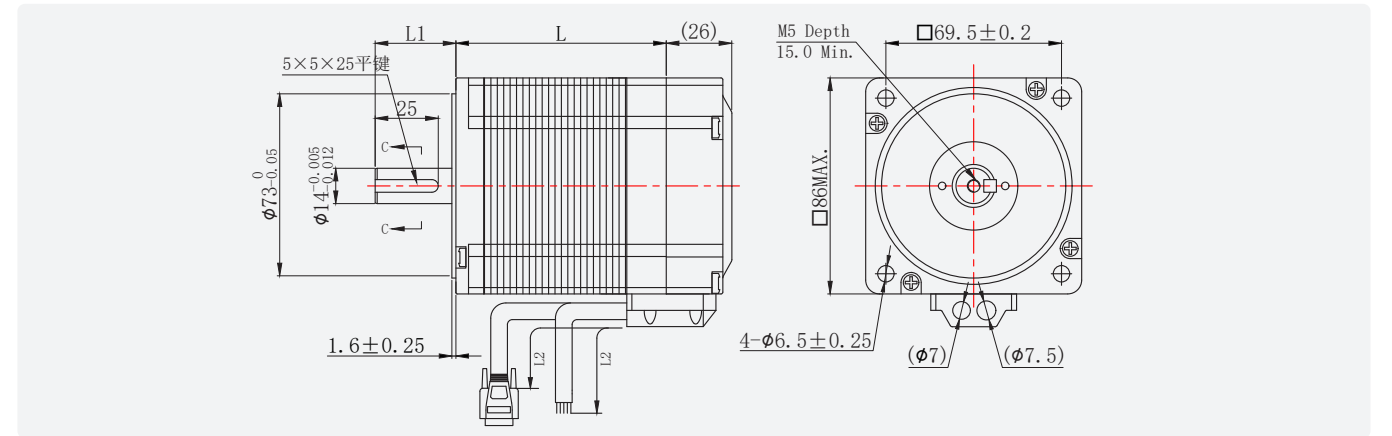
Options



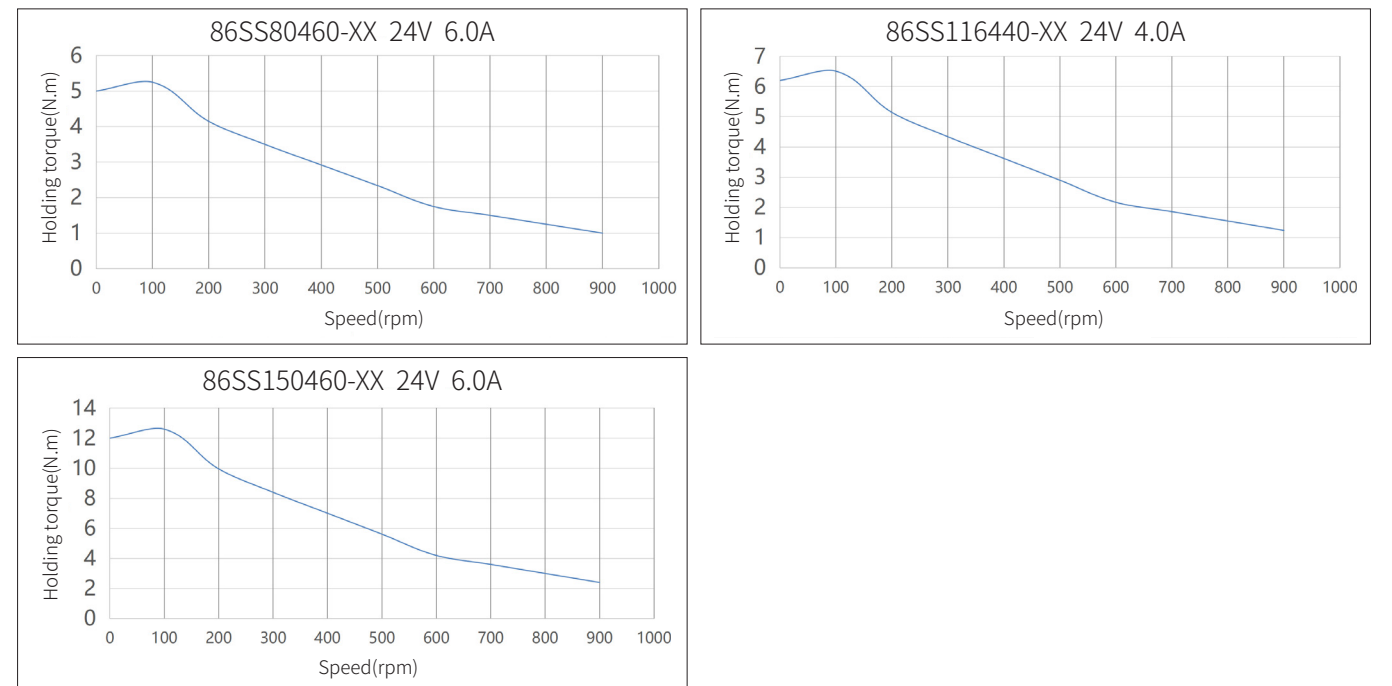
Technical Data

Model No.	Holding Torque (mN.m)	Rated Current (A)	Resistance/phase (Ω)	Rated Voltage (V)	Rotor Inertia (g-cm ²)	Wiring (No.)	Weight (kg)	Encoder Height (mm)	Motor Height(L) (mm)
86SS80460	5000	6.0	0.6	2.43	1400	4	2.8	26	79.5
86SS116440	6200	4.0	0.5	12.0	2100	4	4.5	26	116.5
86SS150460	12000	6.0	0.69	3.0	5400	4	6	26	150

Dimensions




Torque Curve



Hollow Shaft Stepper Motor

Size 20 / Nema 8

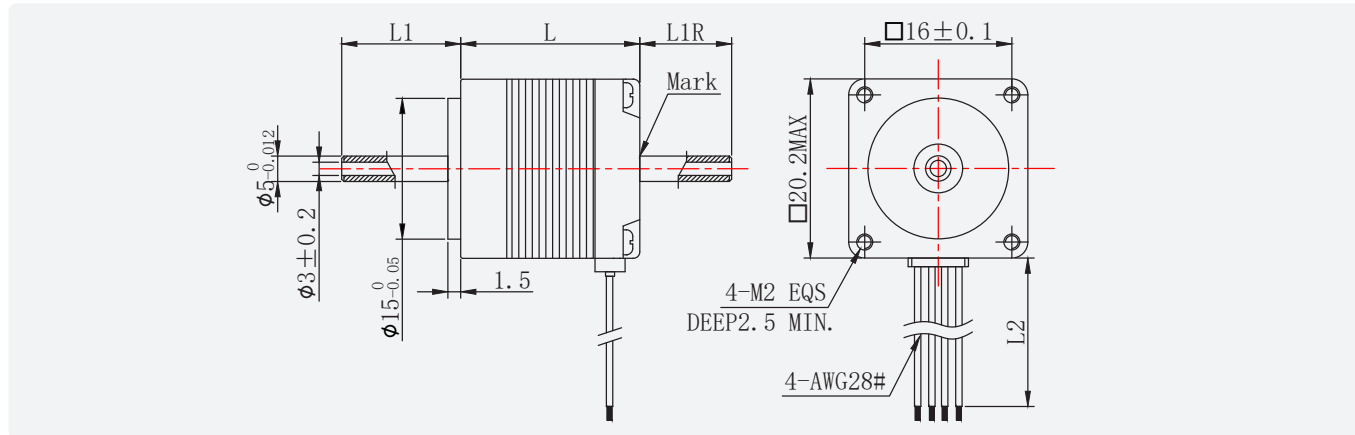
Options



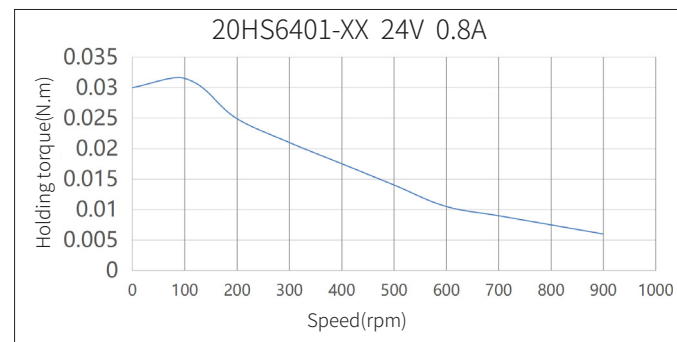
Technical Data

Model No.	Holding Torque (mN.m)	Rated Current (A)	Front Shaft (mm)	Back shaft (mm)	Shaft diameter (mm)	Hole diameter (mm)	Weight (kg)	Motor length(L) (mm)
20HS6401	30	0.8	20	10	5	3	0.1	41

Dimensions




Torque Curve



Hollow Shaft Stepper Motor

Size 28 / Nema 11

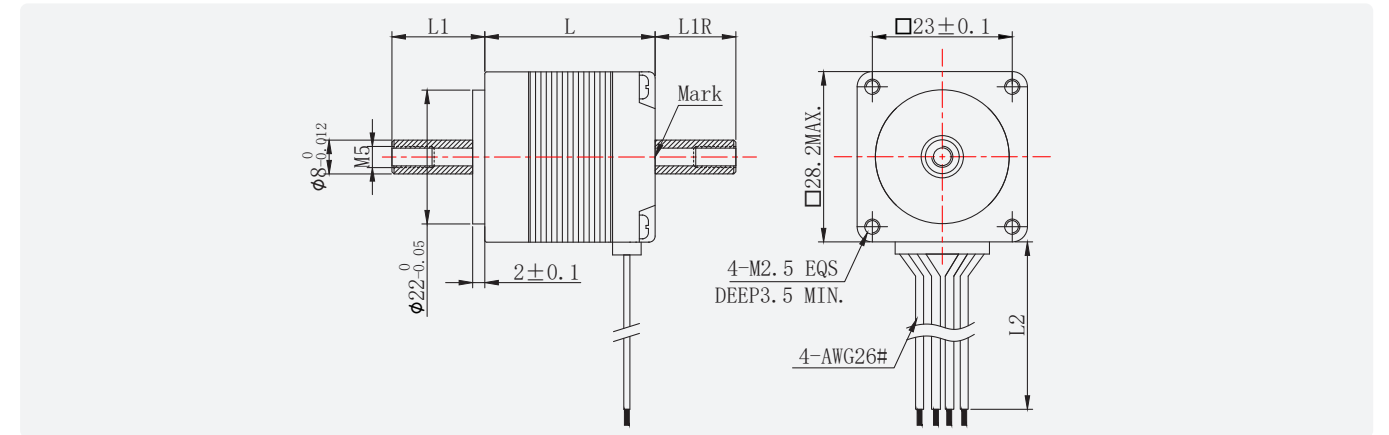
Options



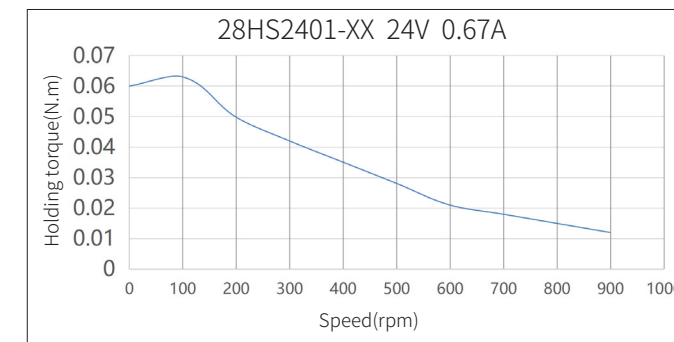
Technical Data

Model No.	Holding Torque (mN.m)	Rated Current (A)	Front Shaft (mm)	Back shaft (mm)	Shaft diameter (mm)	Hole diameter (mm)	Weight (kg)	Motor length(L) (mm)
28HS2401	60	0.67	14	10	8	4.2	0.14	32.5

Dimensions



Torque Curve




Linear Stepper Motor
 Geared Stepper Motor
 Worm Geared Stepper Motor
 Stepper Motor
 Integrated Stepper Motor
 Specialized Stepper Motor
 Linear Stage
 Stepper Motor Driver
 Controllers & Accessories

Linear Stepper Motor
 Geared Stepper Motor
 Worm Geared Stepper Motor
 Stepper Motor
 Integrated Stepper Motor
 Specialized Stepper Motor
 Linear Stage
 Stepper Motor Driver
 Controllers & Accessories

Hollow Shaft Stepper Motor

Size 35 / Nema 14

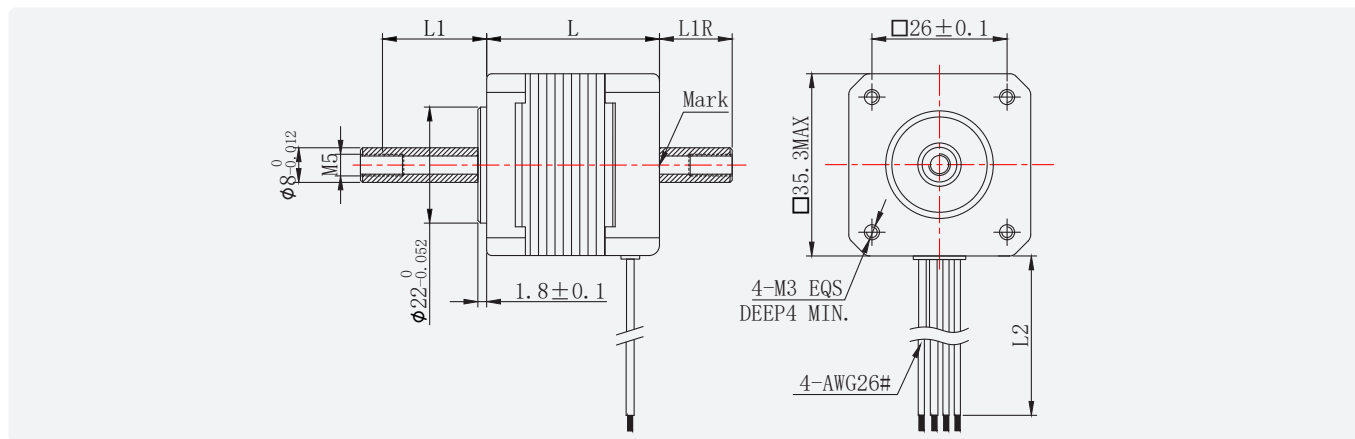
Options



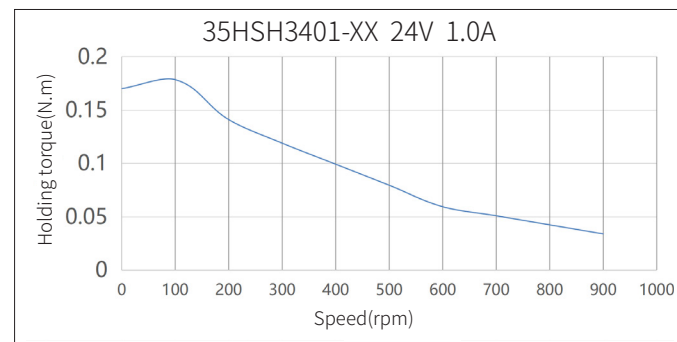
Technical Data

Model No.	Holding Torque (mN.m)	Rated Current (A)	Front Shaft (mm)	Back shaft (mm)	Shaft diameter (mm)	Hole diameter (mm)	Weight (kg)	Motor length(L) (mm)
35HSH3401	170	1.0	14	7	8	4.2	0.15	32.5

Dimensions




Torque Curve



Hollow Shaft Stepper Motor

Size 42 / Nema 17

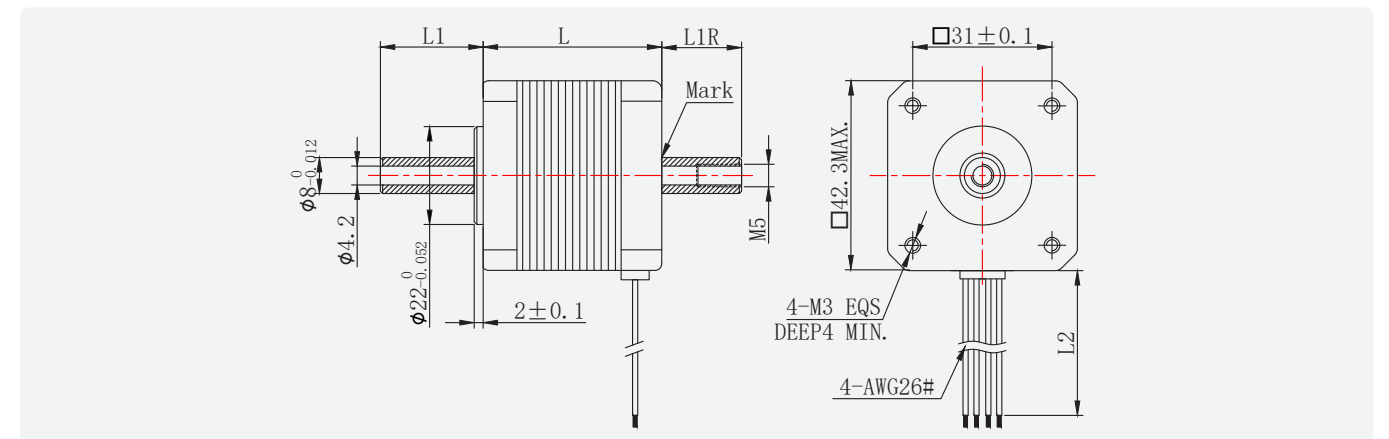
Options



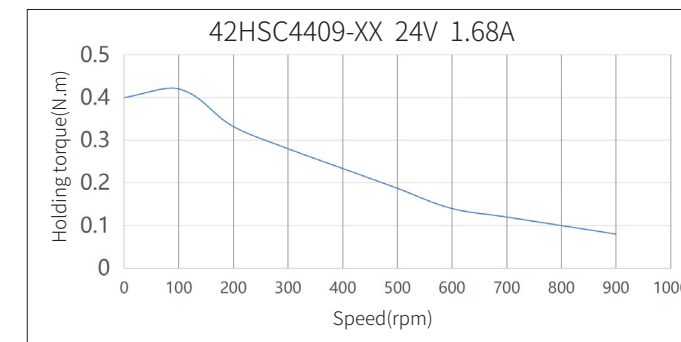
Technical Data

Model No.	Holding Torque (mN.m)	Rated Current (A)	Front Shaft (mm)	Back shaft (mm)	Shaft diameter (mm)	Hole diameter (mm)	Weight (kg)	Motor length(L) (mm)
42HSC4409	400	1.68	15	10	8	4.2	0.3	40

Dimensions



Torque Curve




Linear Stepper Motor
 Geared Stepper Motor
 Worm Geared Stepper Motor
 Stepper Motor
 Integrated Stepper Motor
 Specialized Stepper Motor
 Linear Stage
 Stepper Motor Driver
 Controllers & Accessories

Linear Stepper Motor
 Geared Stepper Motor
 Worm Geared Stepper Motor
 Stepper Motor
 Integrated Stepper Motor
 Specialized Stepper Motor
 Linear Stage
 Stepper Motor Driver
 Controllers & Accessories

Hollow Shaft Stepper Motor

Size 57 / Nema 23

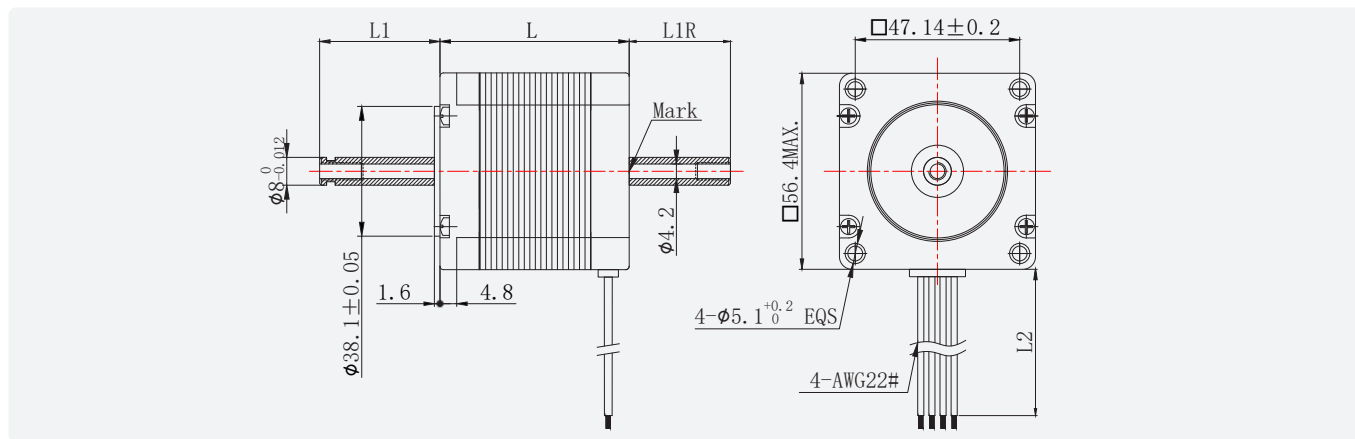
Options



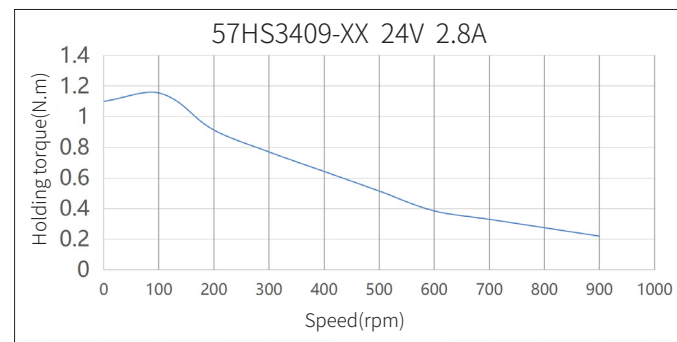
Technical Data

Model No.	Holding Torque (mN.m)	Rated Current (A)	Front Shaft (mm)	Back shaft (mm)	Shaft diameter (mm)	Hole diameter (mm)	Weight (kg)	Motor length(L) (mm)
57HS3409	1100	2.8	37	20	8	4.2	0.64	51

Dimensions



Torque Curve




Linear Stepper Motor
 Geared Stepper Motor
 Worm Geared Stepper Motor
 Stepper Motor
 Integrated Stepper Motor
 Specialized Stepper Motor
 Linear Stage
 Stepper Motor Driver
 Controllers & Accessories

Linear Stepper Motor
 Geared Stepper Motor
 Worm Geared Stepper Motor
 Stepper Motor
 Integrated Stepper Motor
 Specialized Stepper Motor
 Linear Stage
 Stepper Motor Driver
 Controllers & Accessories

INTEGRATED STEPPER MOTOR

UMot



NAMEPLATE DEFINITION OF THE INTEGRATED STEPPER MOTOR DRIVER

UM-I-P-42

Company Logo

UMot

Size

28: For Size 28 Stepper Motor 35: For Size 35 Stepper Motor
42: For Size 42 Stepper Motor 57: For Size 57 Stepper Motor

Driver Type

I:Open Driver E:Closed Loop Driver

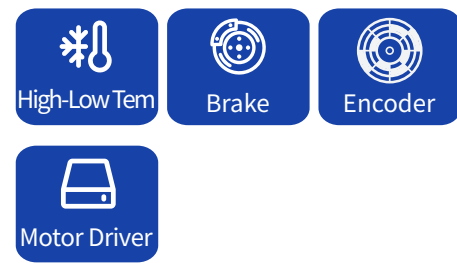
Type

P:Pulse R: RS485 C: CANopen

Integrated Stepper Motor

Size 28 / Nema 11

Options

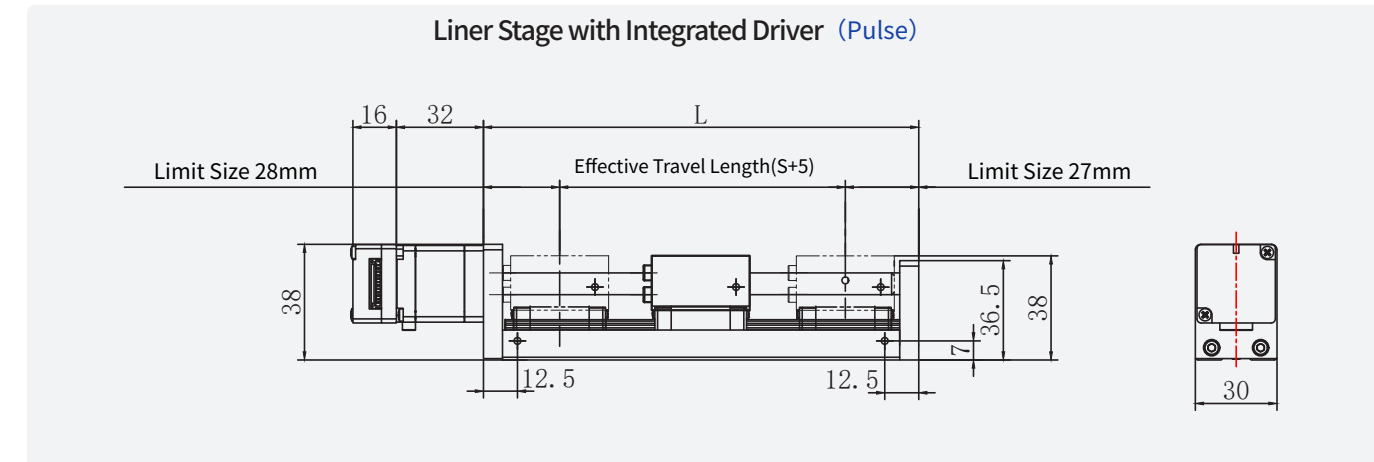
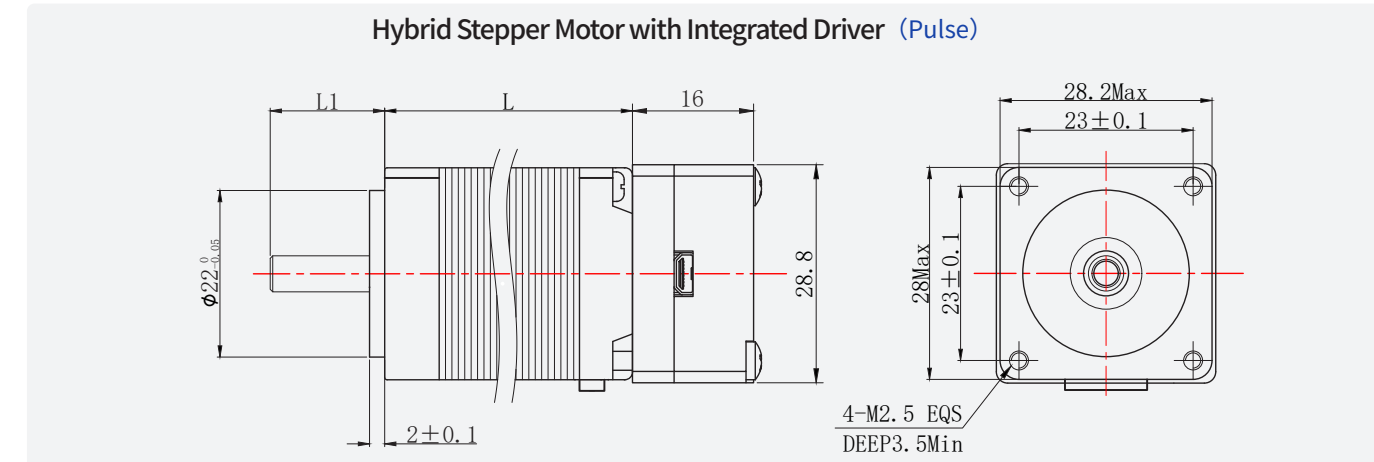
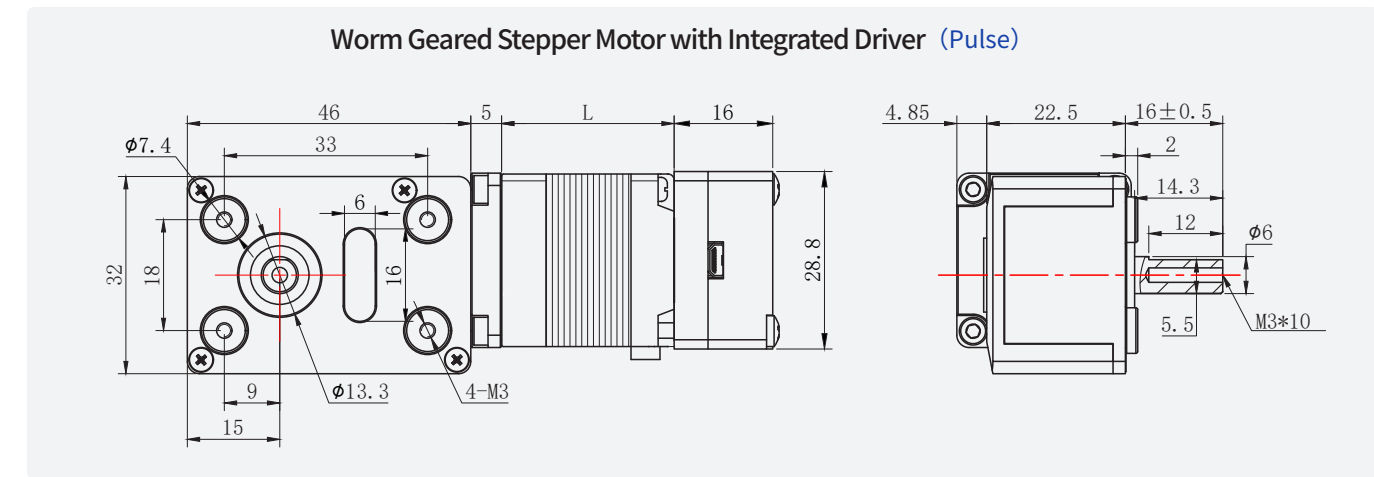
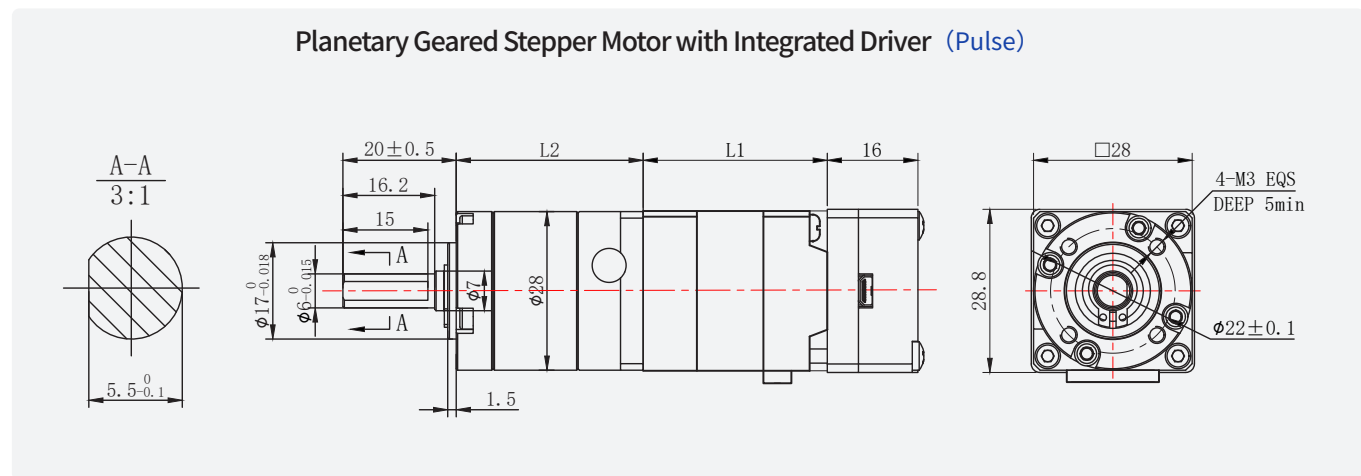
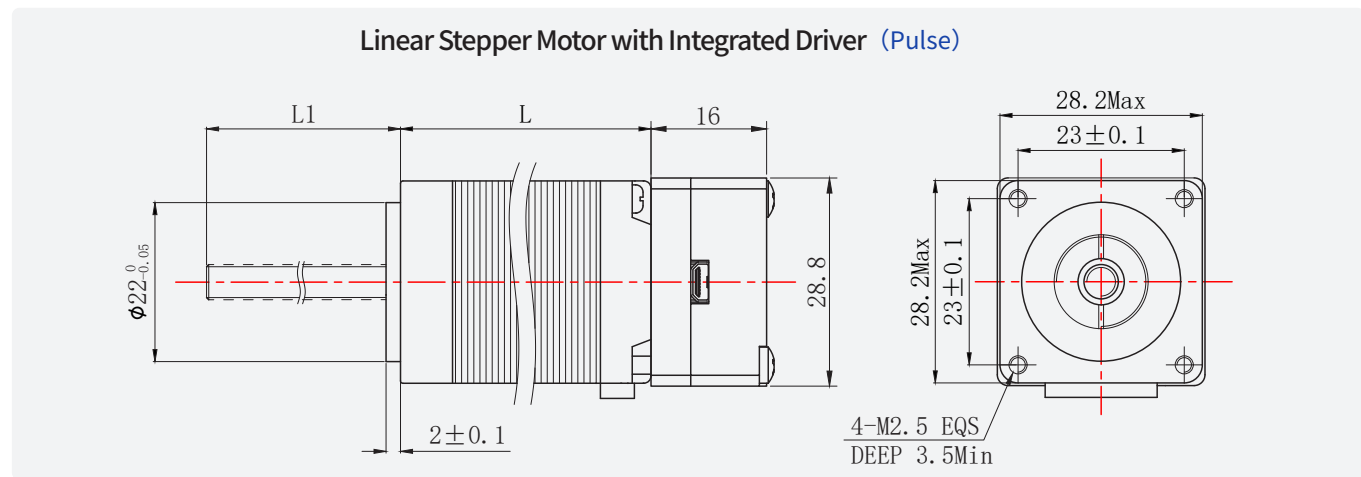


General Specifications

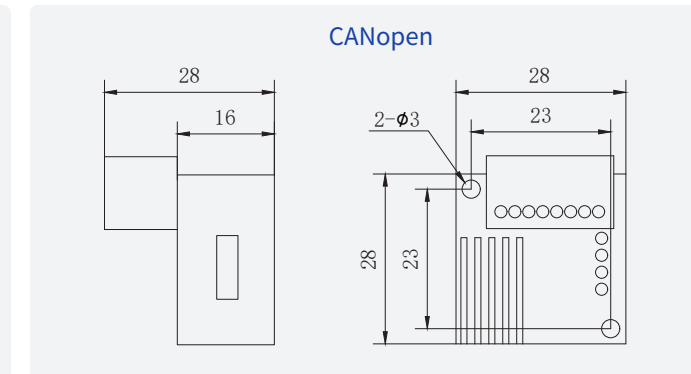
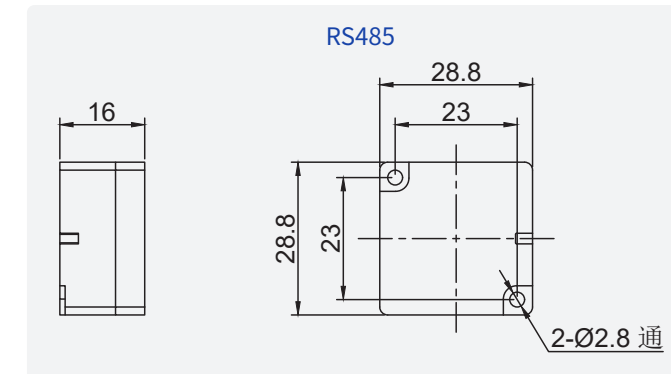
Driver Type	For 2 phase hybrid Stepper motor
Voltage	DC 12-40V
Current	DC 0.1-1.5A
Control Signal	5V/24V
Control Mode	Pulse+direction, Double Pulse
Frequency response	200Kpps
Size	28*28*20mm
Weight	18.2g
Matched motor	Size 28/Nema 11



Dimensions



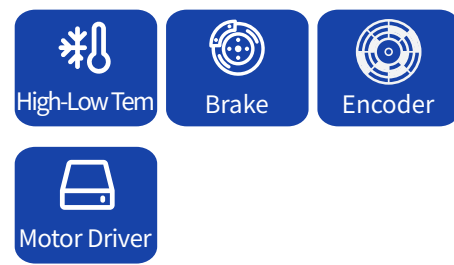
Driver Selection (Pulse/RS485/CANopen) :



Integrated Stepper Motor

Size 35 / Nema 14

Options



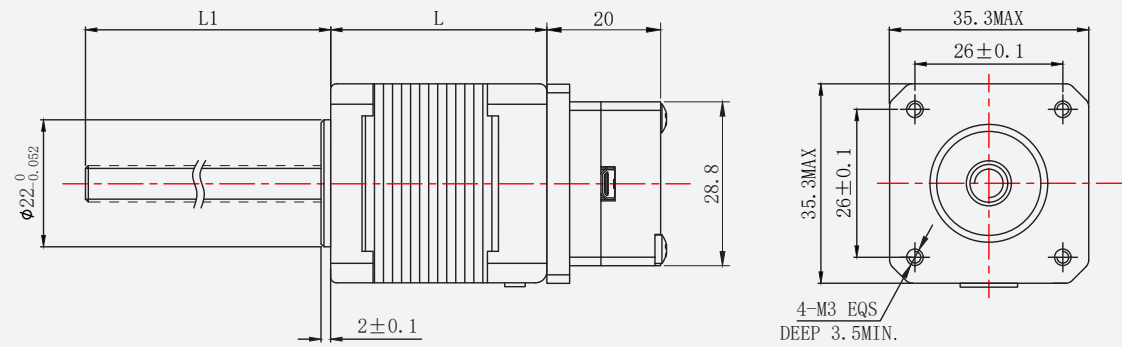
General Specifications

Driver Type	For 2 phase hybrid Stepper motor
Voltage	DC 12-40V
Current	DC 0.1-1.5A
Control Signal	5V/24V
Control Mode	Pulse+direction, Double Pulse
Frequency response	200Kpps
Size	35*35*20mm
Weight	29g
Matched motor	Size 35/Nema 14

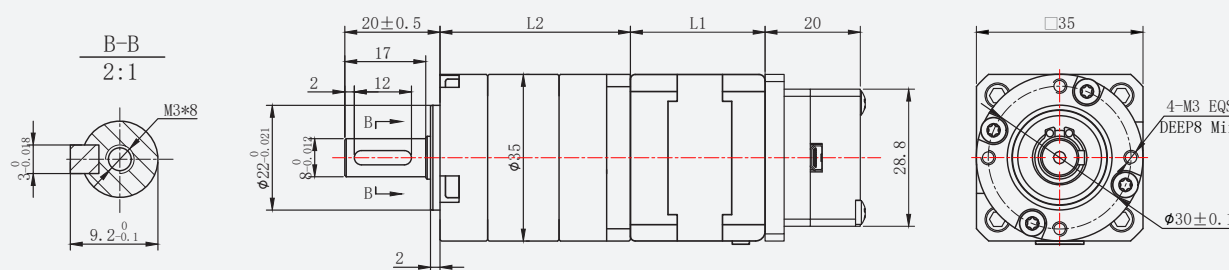


Dimensions

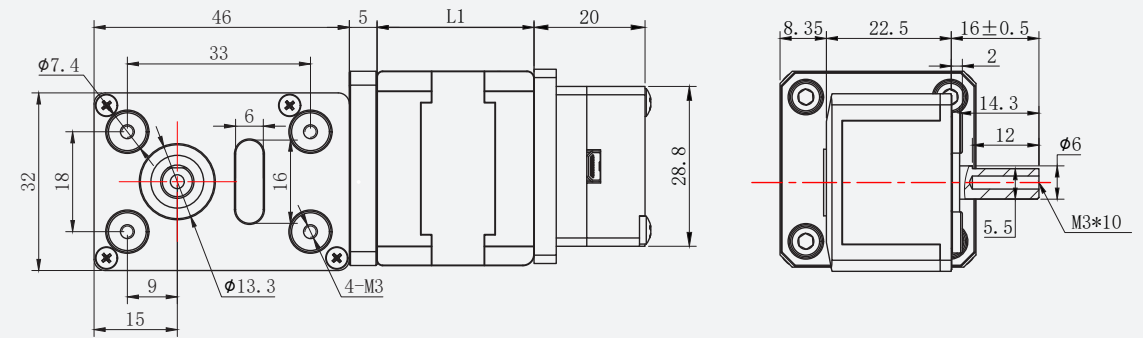
Linear Stepper Motor with Integrated Driver (Pulse)



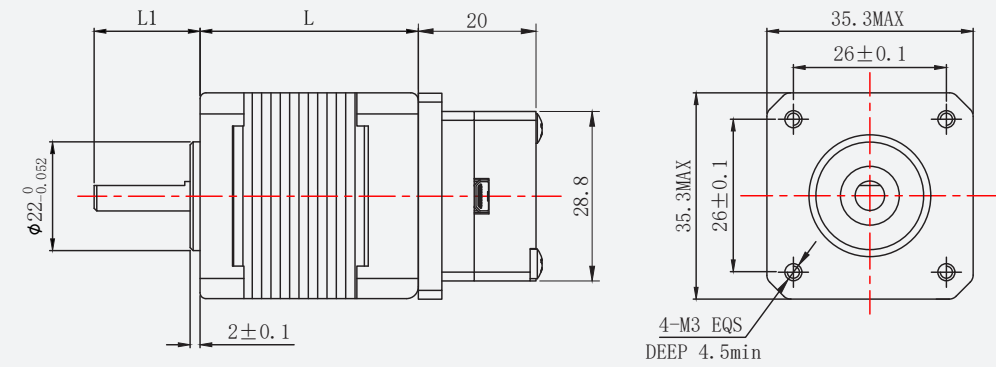
Planetary Geared Stepper Motor with Integrated Driver (Pulse)



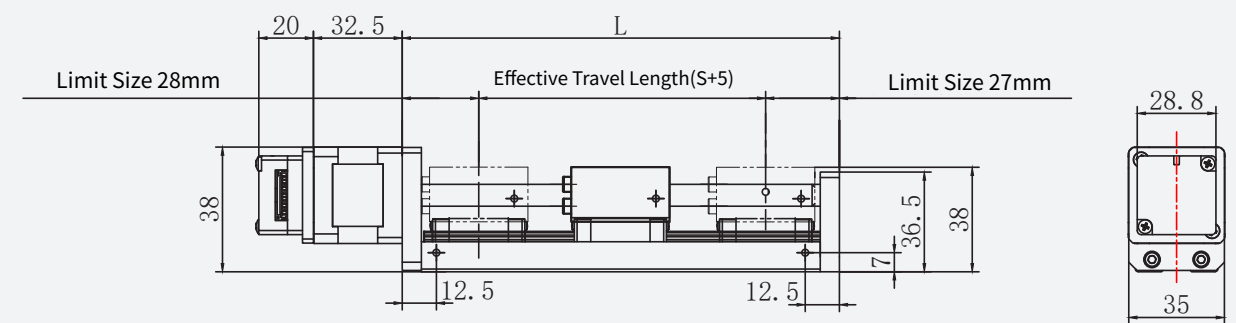
Worm Geared Stepper Motor with Integrated Driver (Pulse)



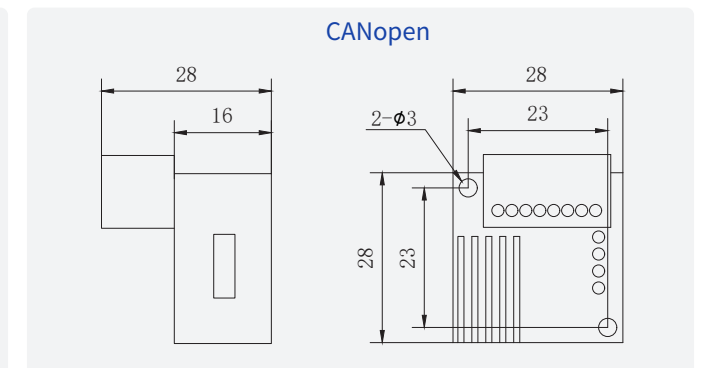
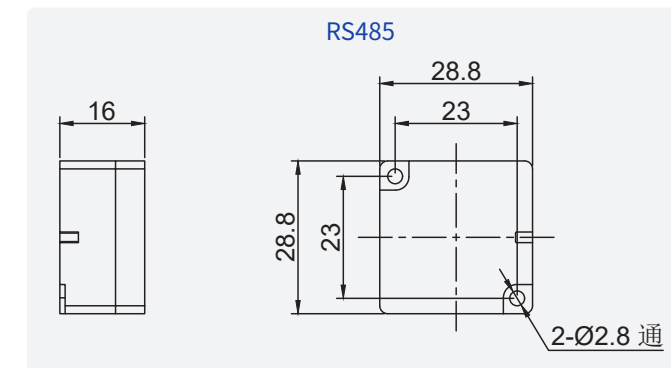
Hybrid Stepper Motor with Integrated Driver (Pulse)



Liner Stage with Integrated Driver (Pulse)



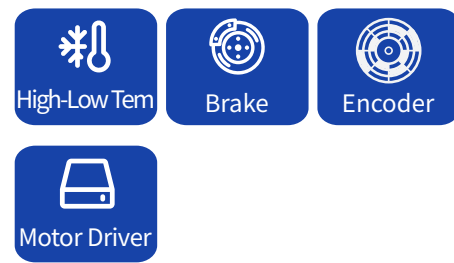
Driver Selection (Pulse/RS485/CANopen) :



Integrated Stepper Motor

Size 42 / Nema 17

Options



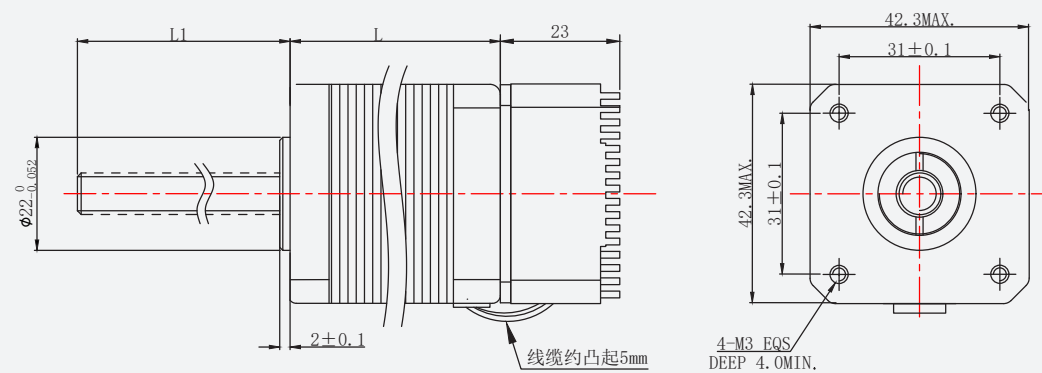
General Specifications

Driver Type	For 2 phase hybrid Stepper motor
Voltage	DC 12-40V
Current	DC 0.1-2A
Control Signal	5V/24V
Control Mode	Pulse+direction, Double Pulse
Frequency response	200Kpps
Size	42*42*20mm
Weight	37g
Matched motor	Size 42/Nema 17

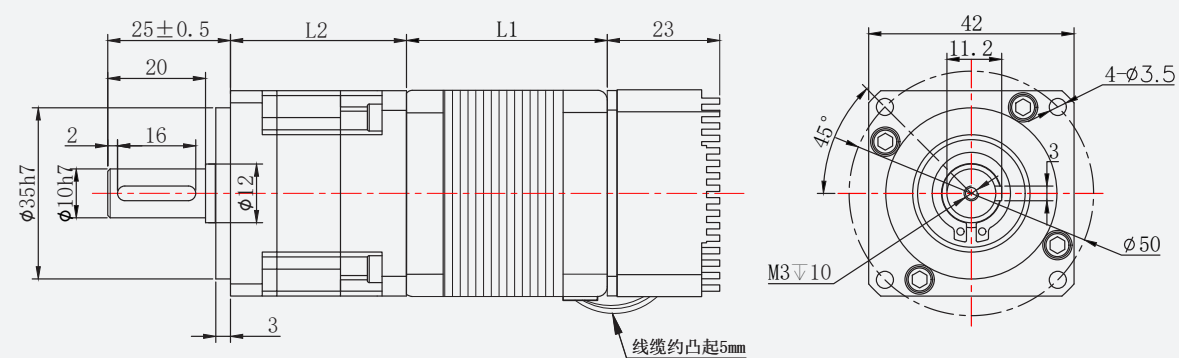


Dimensions

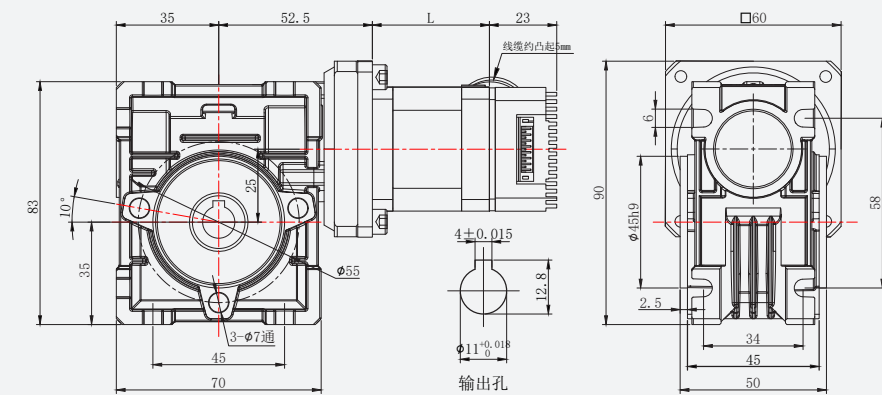
Linear Stepper Motor with Integrated Driver (Pulse)



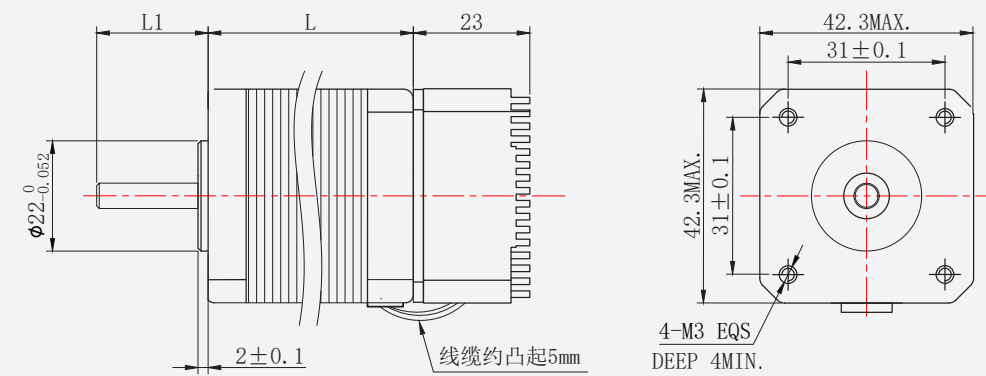
Planetary Geared Stepper Motor with Integrated Driver (Pulse)



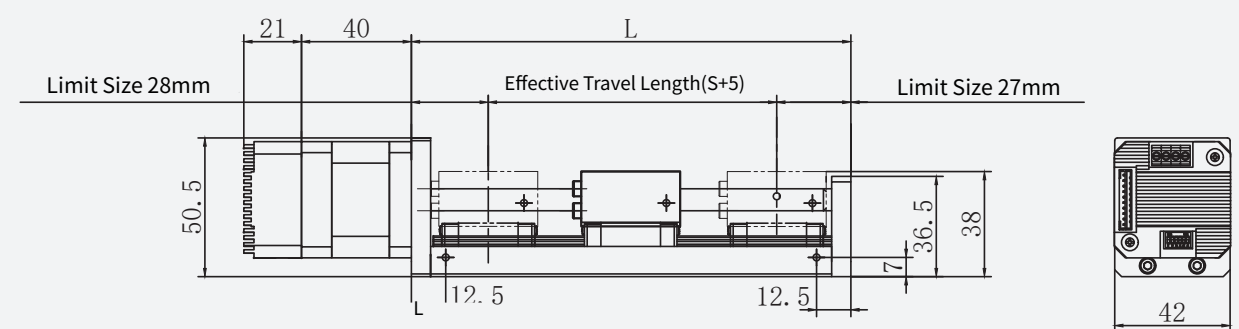
Worm Geared Stepper Motor with Integrated Driver (Pulse)



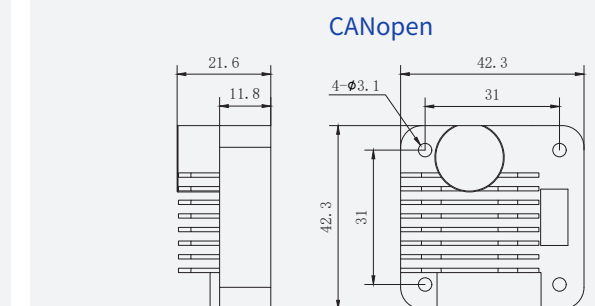
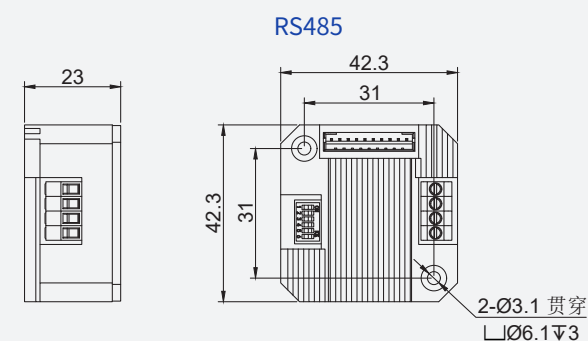
Hybrid Stepper Motor with Integrated Driver (Pulse)



Liner Stage with Integrated Driver (Pulse)



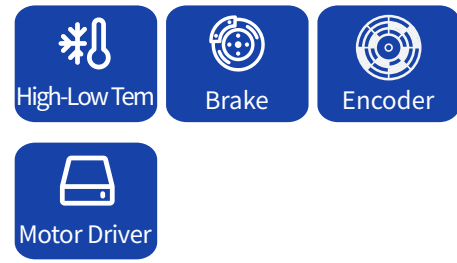
Driver Selection (Pulse/RS485/CANopen) :



Integrated Stepper Motor

Size 57 / Nema 23

Options



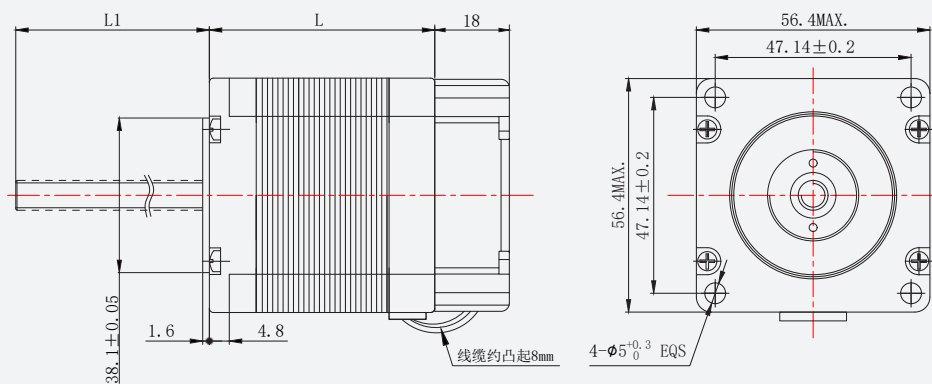
General Specifications

Driver Type	For 2 phase hybrid Stepper motor
Voltage	DC 12-50V
Current	DC 0.1-3.5A
Control Signal	5V/24V
Control Mode	Pulse+direction, Double Pulse
Frequency Response	200Kpps
Size	57*57*20mm
Weight	50g
Matched Motor	Size 57/Nema 23

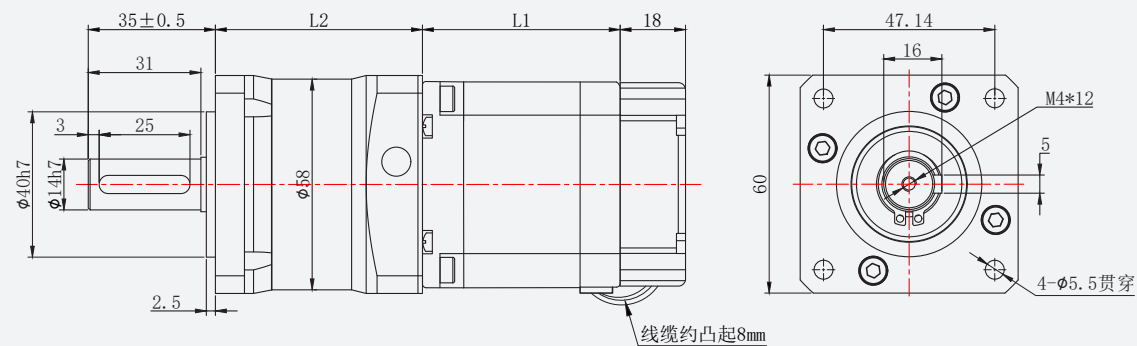


Dimensions

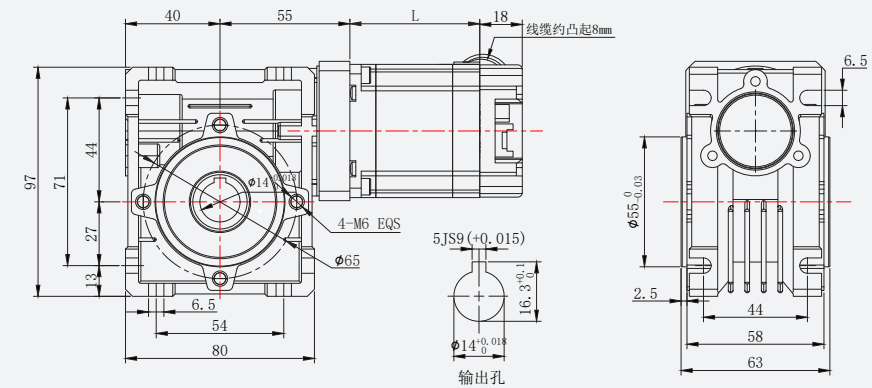
Linear Stepper Motor with Integrated Driver (Pulse)



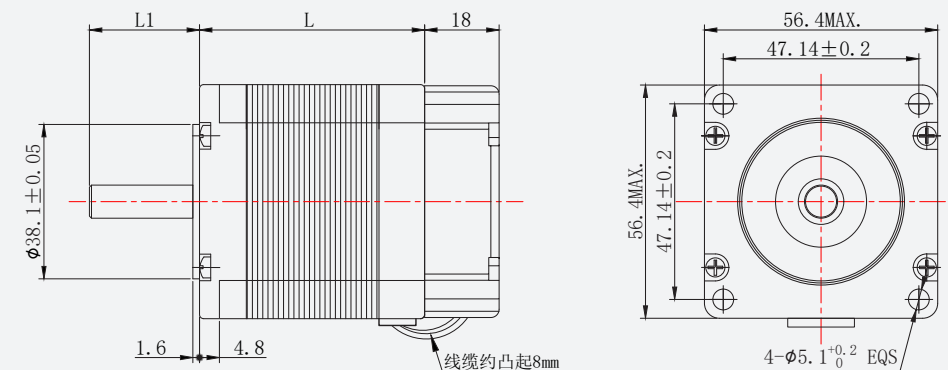
Planetary Geared Stepper Motor with Integrated Driver (Pulse)



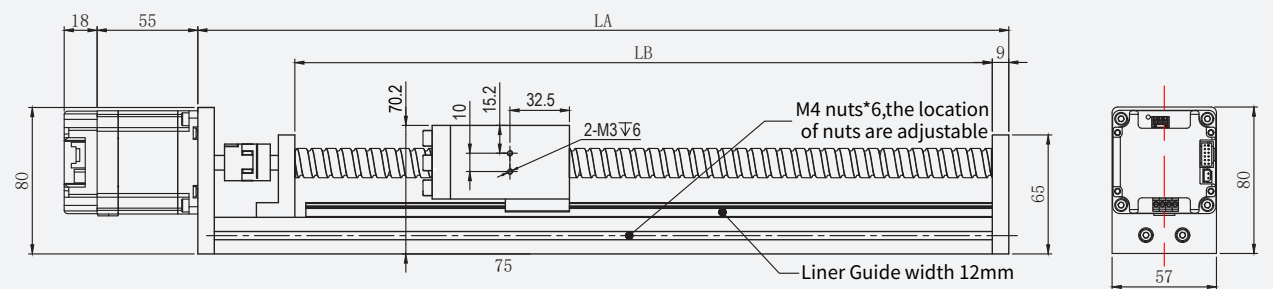
Worm Geared Stepper Motor with Integrated Driver (Pulse)



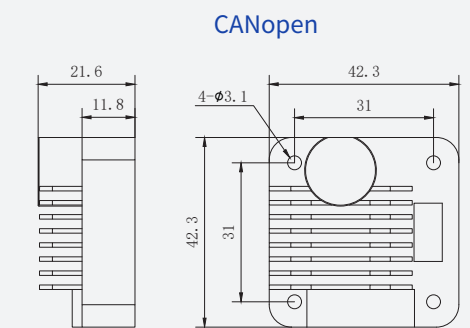
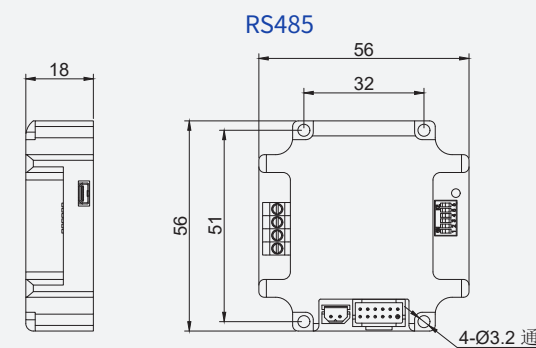
Hybrid Stepper Motor with Integrated Driver (Pulse)




Liner Stage with Integrated Driver (Pulse)



Driver Selection (Pulse/RS485/CANopen) :




SPECIALIZED STEPPER MOTOR



UMot

Specialized Stepper Motor

Stepper Motor with Brake What is a brake stepper motor?



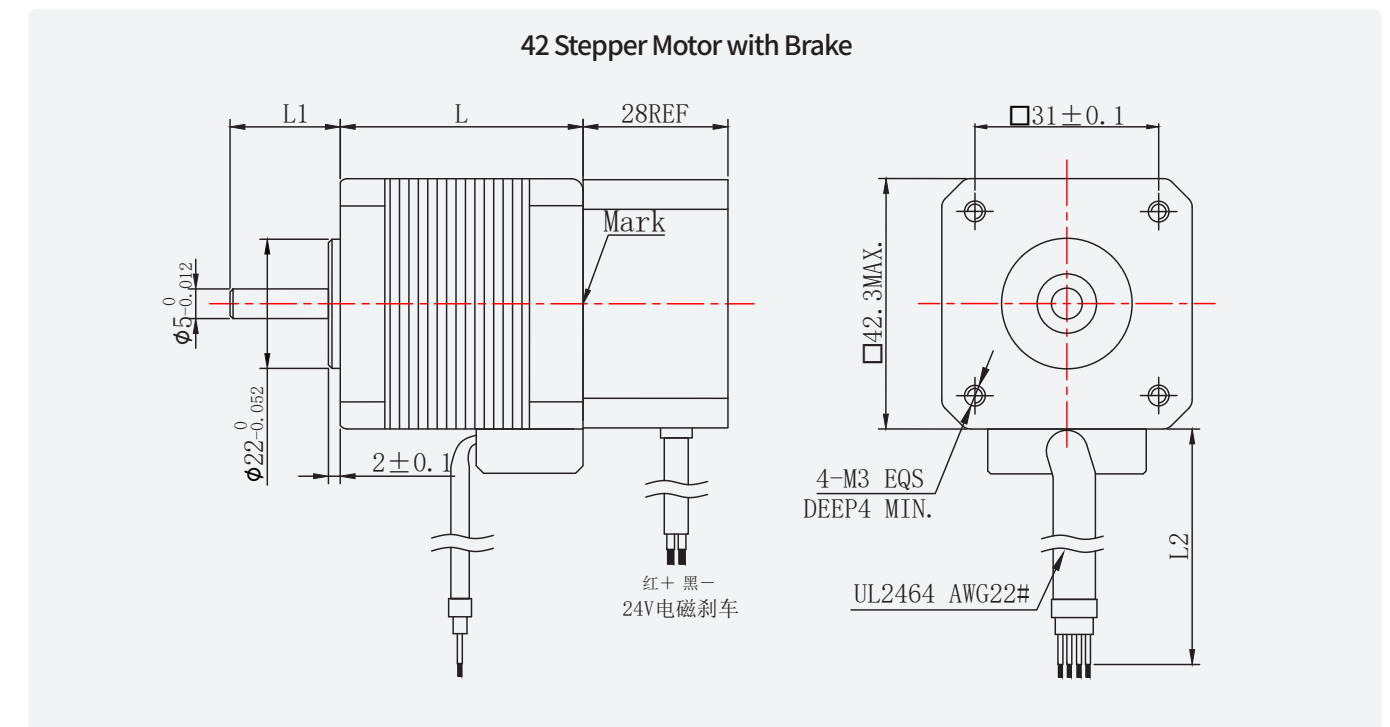
Stepper motors with brake are mainly suitable for vertical and horizontal movement transmission mechanisms. They are fixed and maintained in place after power is turned off, and will not be affected when power is turned on. The sound motor works normally.

Technical Data

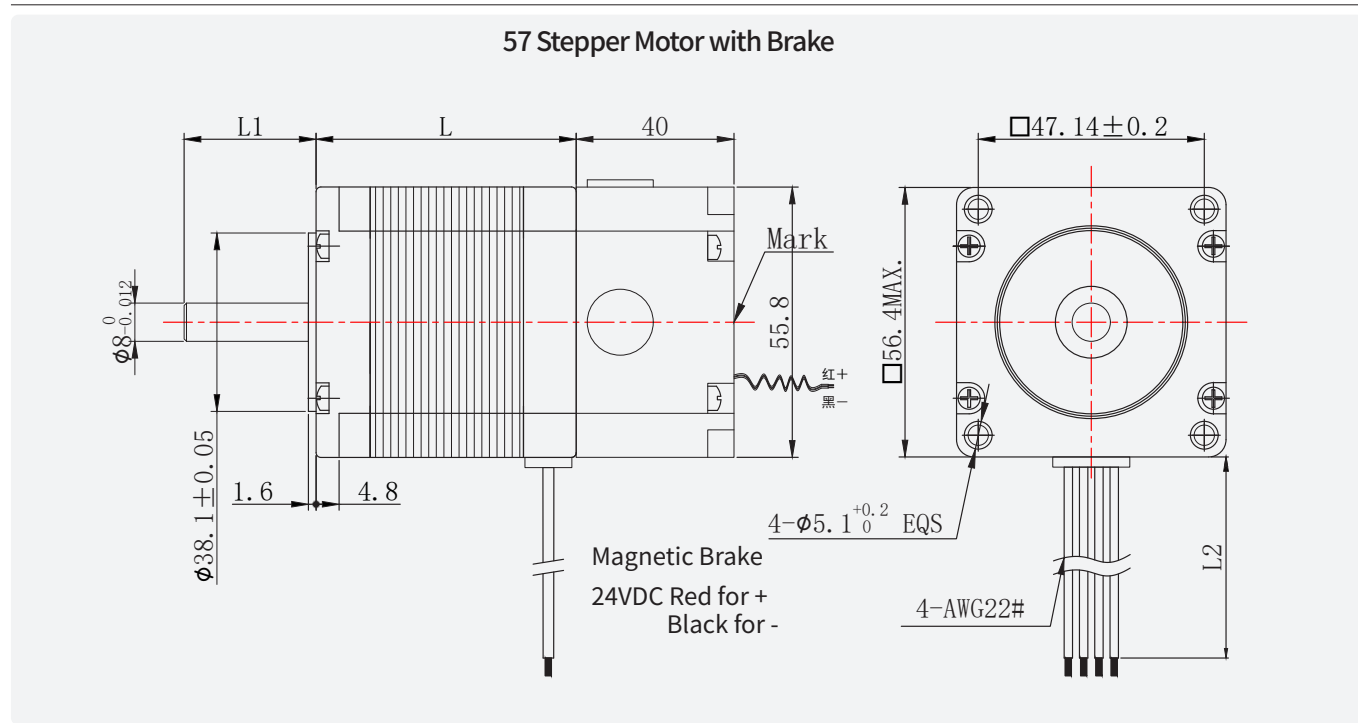
Model No.	Holding Torque (mN.m)	Rated Current (A)	Resistance/phase (Ω)	Inductance/Phase (mH)	Rated Voltage (V)	Rotor Inertia (g-cm ²)	Wiring (No.)	Weight (kg)	Length (L) (mm)
42HSC8402-SC	600	1.5	2	4.5	3	100	4	0.62	60.5
57HS5417-SC	950	2	0.8	2.5	1.6	200	4	1	55
57HS7407-SC	1900	3	0.7	2	2.1	230	4	1.5	76

Brake model	SC				Contact us if you need customized motor size and holding torque.
Holding torque	1	4	1.5	3.5	
Voltage	12V	24V	12V	24V	
High voltage	27	40	33	33	


Dimensions



Linear Stepper Motor
Geared Stepper Motor
Worm Geared Stepper Motor
Stepper Motor



Waterproof Stepper Motor What is a waterproof stepper motor?

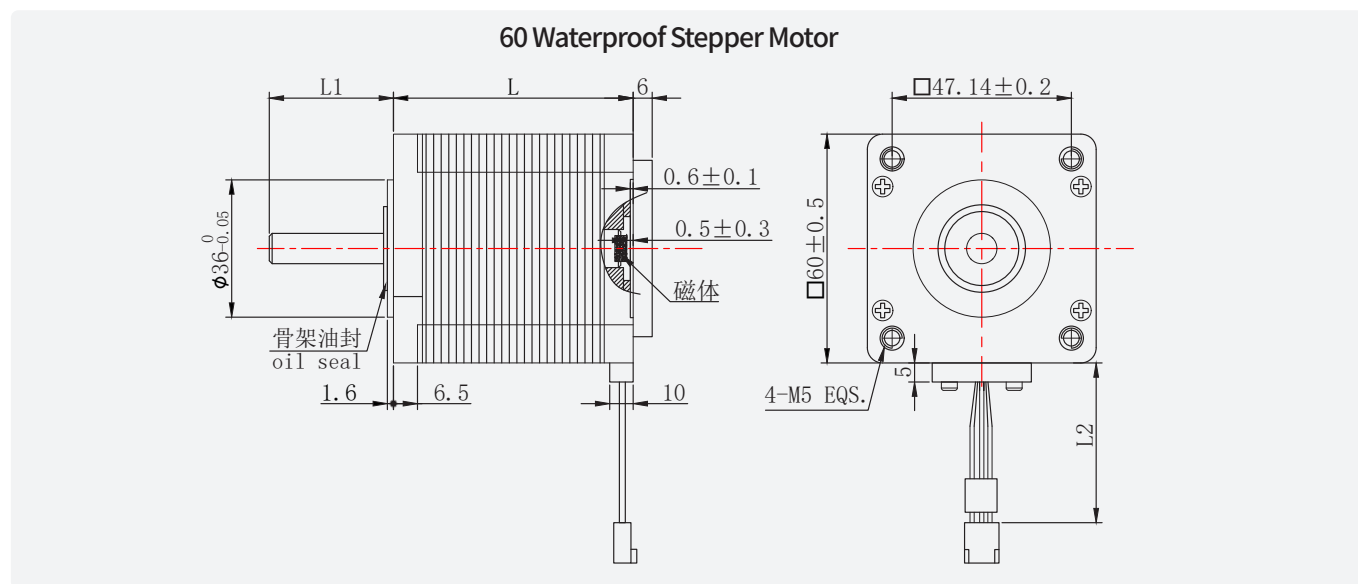


Waterproof stepper motors are sealed at the front end cover, rear end cover and outlet position to completely prevent external water from infiltrating. At present, the highest protection level can reach IP68, and it can be immersed in water at a depth of 1 meter for a long time and still work normally.

Technical Data

Model No.	Holding Torque(mN.m)	Rated Current(A)	Resistance/phase(Ω)	Inductance/Phase(mH)	Rated Voltage(V)	Rotor Inertia(g·cm ²)	Wiring(No.)	Weight(kg)	Length(L)(mm)
60SSF6305-20D	820	1.5	4	6.5	6	260	4	0.8	58

Dimensions



Linear Stepper Motor
Geared Stepper Motor
Worm Geared Stepper Motor
Stepper Motor

Integrated Stepper Motor


Specialized Stepper Motor

Linear Stage

Stepper Motor Driver

Controllers & Accessories


Linear Stage



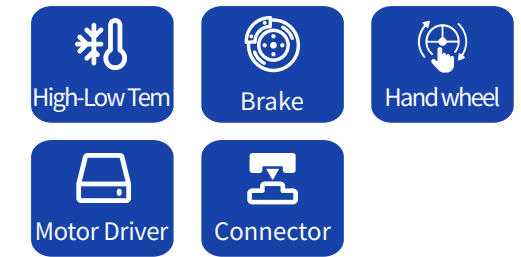
UMot

Linear Stage with T-screw

Size 20mm



Options



Naming convention

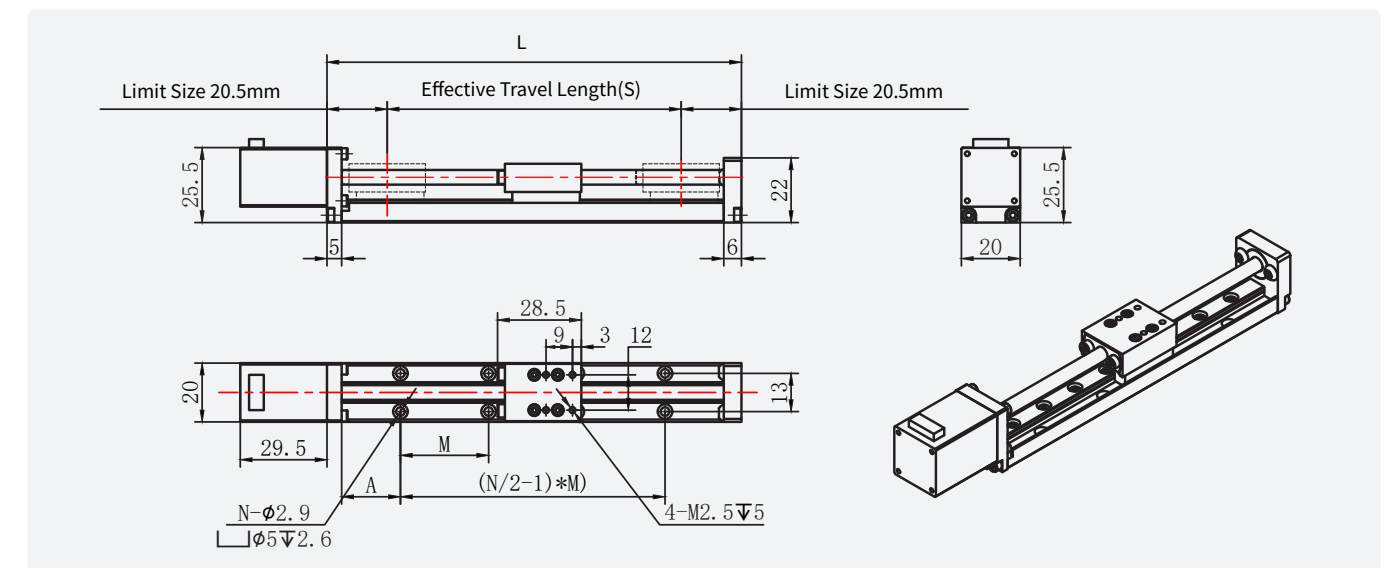
SW - 20 - L35 - T02 - 20

SW: Screw Driven Stage width:20mm Effective travel length: 35mm (Customized) T: Screw Lead 2mm Matched Motor::20mm

Technical Data

Motor Size (mm)	Screw Diameter (mm)	Repeat Positioning Accuracy (mm)	Holding Torque (mN.m)	Rated a cceleration (mm/s ²)	Screw Lead (mm)	Horizontal full load (kg)	Vertical Full load (kg)	Full Speed (mm/s)	No load Speed (mm/s)
20	Φ5	±0.03	18	100	2	2	0.5	20	30
					4	1.5	0.25	40	60

Dimensions




S	20	30	40	50	60	70	80	90	100
L	61	71	81	91	101	111	121	131	141
Weight	0.4	0.5	0.6	0.7	0.8	0.9	1.0	1.1	1.2

Effective travel length	20	30	40	50	60	70	80	90	100
A	10	15	20	10	15	20	10	15	20
M	30	30	30	30	30	30	30	30	30
N	4	4	4	6	6	6	8	8	8

Linear Stepper Motor
Geared Stepper Motor
Worm Geared Stepper Motor
Stepper Motor
Integrated Stepper Motor
Specialized Stepper Motor
Linear Stage
Stepper Motor Driver
Controllers & Accessories

Linear Stage with T-screw

Size 30mm



Options

High-Low Tem Brake Encoder
 Motor Driver Connector Hand wheel

Naming convention

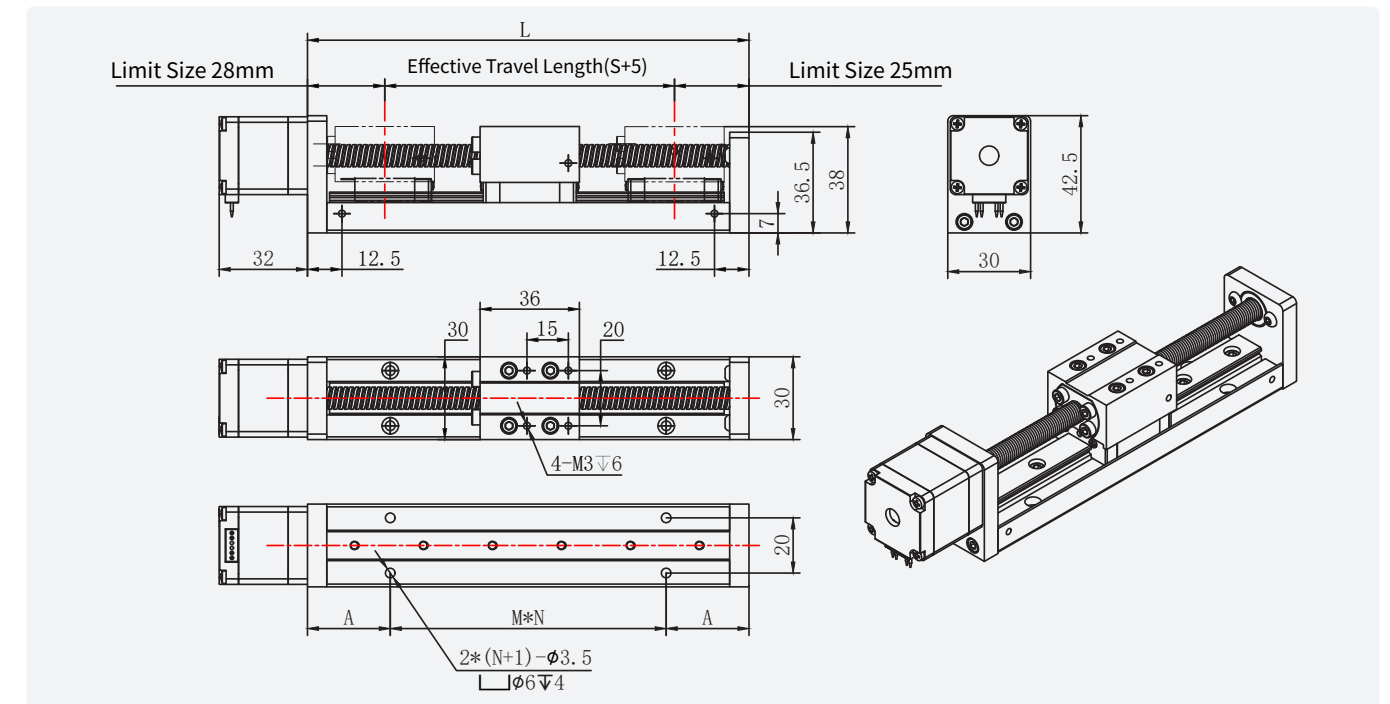
SW - 30 - L50 - T02 - 28/35/42

SW: Screw Driven Stage width:30mm Effective travel length:50mm (Customized) T: Screw Lead 2mm Matched Motor:28/35/42mm

Technical Data

Motor Size (mm)	Screw Diameter (mm)	Repeat Positioning Accuracy (mm)	Holding Torque (mN.m)	Rated a Cceleration (mm/s ²)	Screw Lead (mm)	Horizontal full load (kg)	Vertical Full load (kg)	Full Speed (mm/s)	No load Speed (mm/s)
28	Φ8	±0.03	65	100	2	6	1.5	20	30
					4	5.2	1.3	40	60
					8	4	0.8	80	120
					12	3	0.4	120	180
35*32.5	Φ8	±0.03	170	100	2	9.5	5	20	30
					4	8	4	40	60
					8	5	2	80	120
					12	4	1	120	180
35*38.5	Φ8	±0.03	250	100	2	12	5	20	30
					4	8.5	4	40	60
					8	6	2.5	80	120
42*40	Φ8	±0.03	400	100	2	20	10	20	30
					4	16	8	40	60
					8	12	5	80	120
42*48	Φ8	±0.03	520	100	1	30	18	10	15
					2	25	13	20	30
					4	20	10	40	60
					8	18	8	80	120
					12	15	5	120	180
					20	9	2.5	200	300

Dimensions



S	50	100	150	200	250	300	350	400
L	110	160	210	260	310	360	410	460
Weight	0.7	0.8	0.9	1.0	1.1	1.2	1.3	1.4

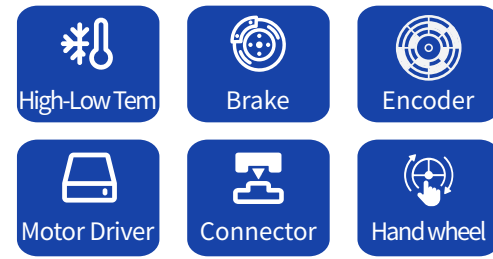
Effective travel length	50	100	150	200	250	300	350	400
A	30	30	55	30	55	30	55	30
M	50	100	100	100	100	100	100	100
N	1	1	1	2	2	3	3	4

Linear Stage with Ball Screw

Size 30mm



Options



Naming convention

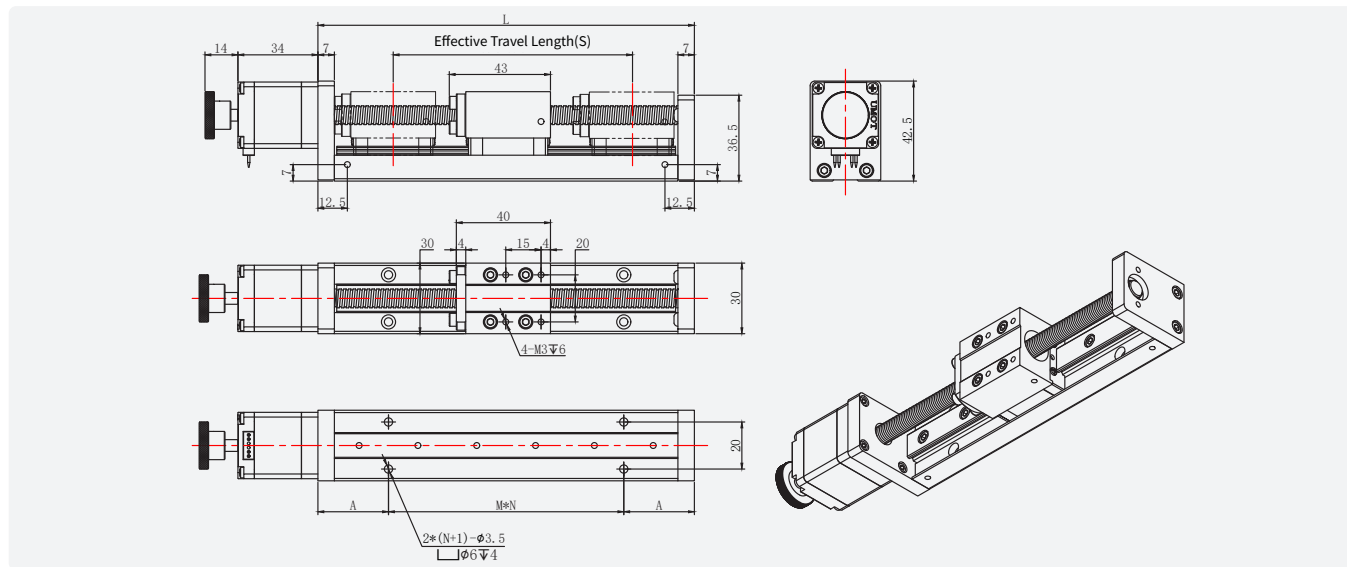
SW - H - 30 - L100 - G02 - 28G - 10

SW: Screw Driven Blackening process Stage width: 30mm Effective travel length: 50mm (Customized) Ball Screw Lead:2mm 28 Ball Screw Lead Stepper Motor Factory number

Technical Data

Motor Size (mm)	Screw Diameter (mm)	Repeat Positioning Accuracy (mm)	Holding Torque (mN.m)	Rated a Cceleration (mm/s ²)	Screw Lead (mm)	Horizontal full load (kg)	Vertical Full load (kg)	Full Speed (mm/s)	No load Speed (mm/s)
28	Φ8	±0.01	60	100	2	5	1.5	20	30


Dimensions



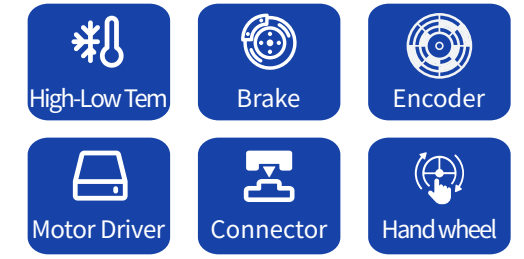
S	50	100	150	200
L	110	160	210	260
Effective travel length	50	100	150	200
A	30	30	55	30
M	50	100	100	100
N	1	1	1	2

Linear Stage with Geared Motor

Size 30mm



Options



Naming convention

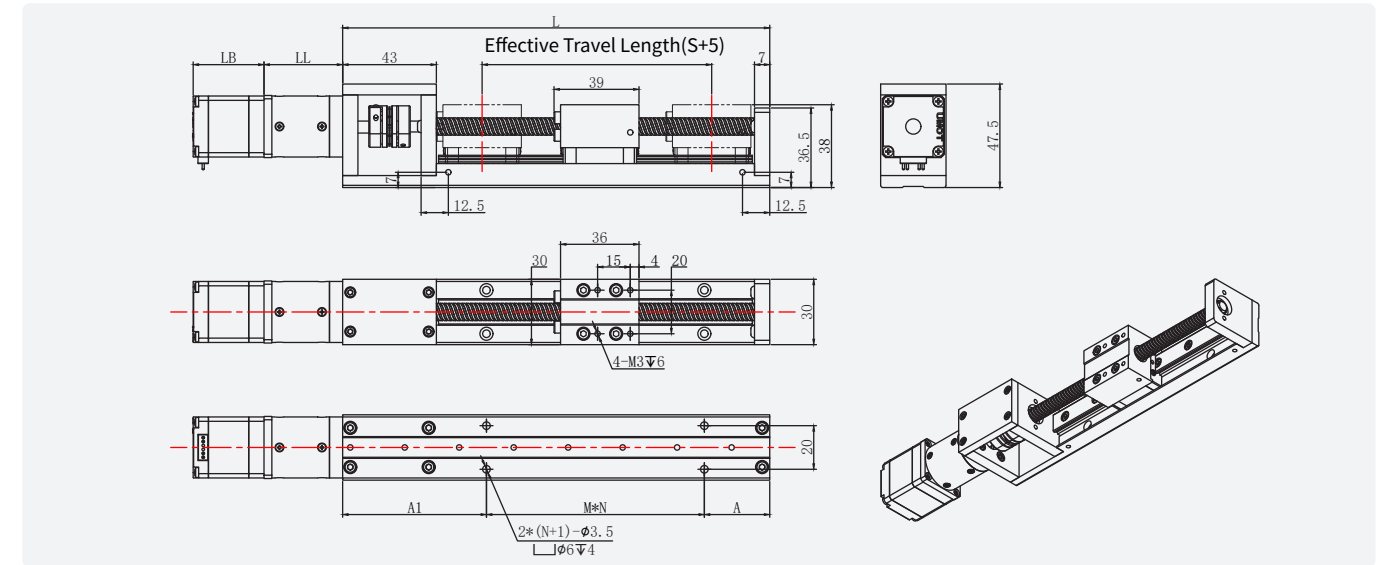
SW - 30 - L100 - T02 - 28J - 20 - 10

SW: Screw Driven Stage width: 30mm Effective travel length: 50mm (Customized) T: Screw Lead 2mm 28 Geared Stepper Motor Ratio Factory number

Technical Data

Motor Size (mm)	Screw Diameter (mm)	Repeat Positioning Accuracy (mm)	Holding Torque (mN.m)	Rated a Cceleration (mm/s ²)	Screw Lead (mm)	Horizontal full load (kg)	Vertical Full load (kg)	Full Speed (mm/s)	No load Speed (mm/s)
28	Φ8	±0.05	60	100	2	8	3	5	10

Dimensions



S	50	100	150	200	250	300	350
L	146	196	246	296	346	396	446
Effective travel length	50	100	150	200	250	300	350
A	30	30	55	30	55	30	55
A1	66	66	91	66	91	66	91
M	50	100	100	100	100	100	100
N	1	1	1	2	2	3	3

Linear Stage with Side Installed Motor

Size 30mm



Options

High-Low Tem Brake Encoder
 Motor Driver Connector Hand wheel

Naming convention

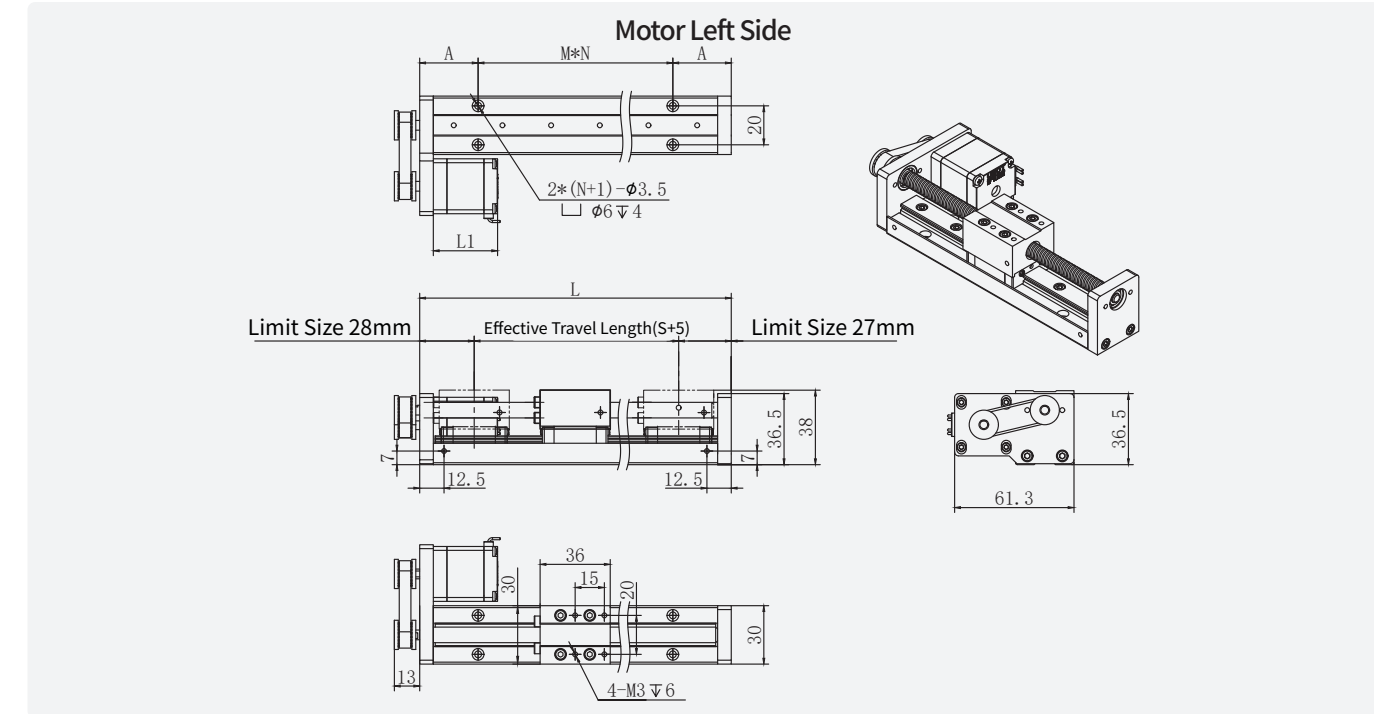
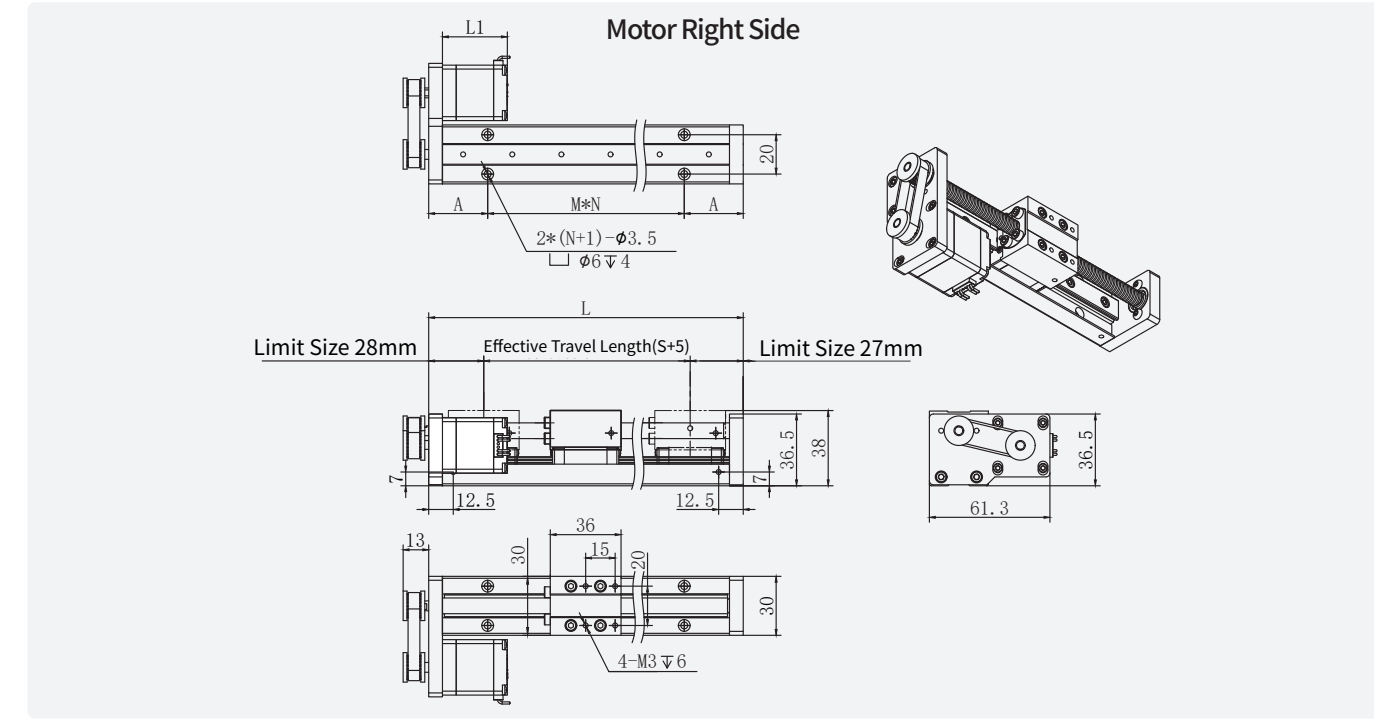
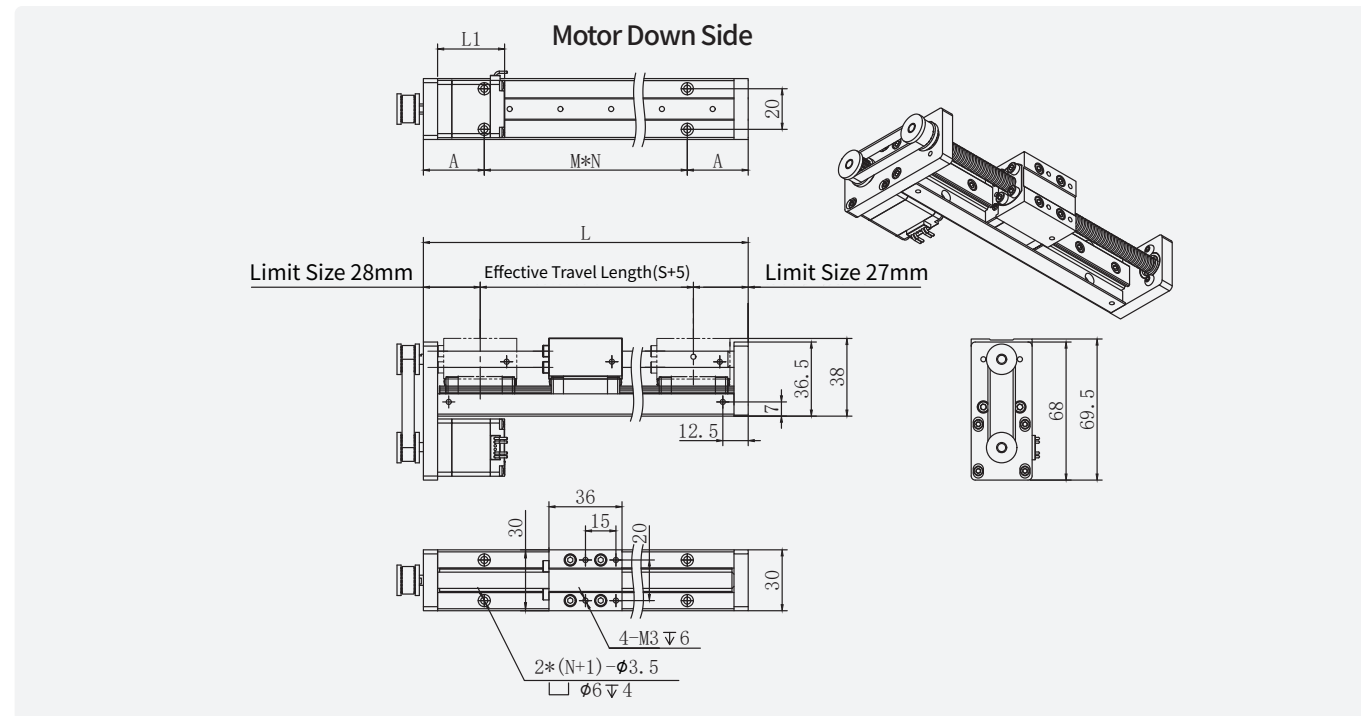
SW - H - 30 - L100 - T02 - 28 - 10 - BL

SW: Screw Driven Blackening process Stage width: 30mm Effective travel length: 100mm (Customized) T: Screw Lead 2mm 28 Stepper Motor Factory number BL: Motor Left BR: Motor Right BD: Motor Down

Technical Data

Motor Size (mm)	Screw Diameter (mm)	Repeat Positioning Accuracy (mm)	Holding Torque (mN.m)	Rated Acceleration (mm/s ²)	Screw Lead (mm)	Horizontal full load (kg)	Vertical Full load (kg)	Full Speed (mm/s)	No load Speed (mm/s)
28	Φ8	±0.03	65	100	2	6	1.5	20	30
					4	5.2	1.3	40	60
					8	4	0.8	80	120

Dimensions




S	50	100	150	200
L	110	160	210	260
Weight	0.7	0.8	0.9	1.0

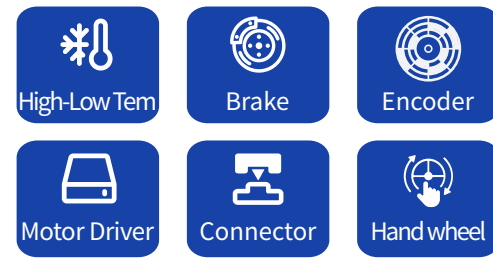
Effective travel length	50	100	150	200
A	30	30	55	30
M	50	100	100	100
N	1	1	1	2

Linear Stage with Ball Screw

Size 40mm



Options



Naming convention

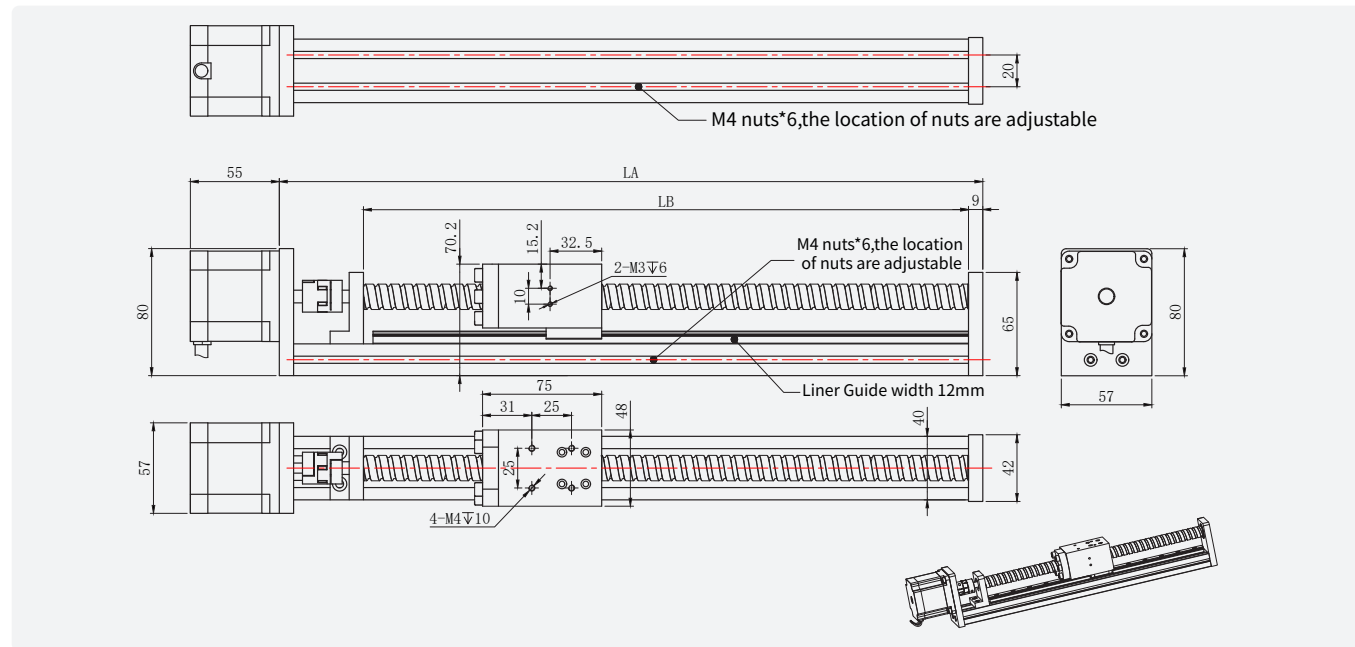
SW - 40 - L50 - T10 - 42/57

SW: Screw Driven Stage width:40mm Effective travel length: 50mm (Customized) T: Screw Lead 10mm Matched Motor:42/57mm

Technical Data

Motor Size (mm)	Ball Screw Diameter (mm)	Repeat Positioning Accuracy (mm)	Holding Torque (mN.m)	Rated a Cceleration (mm/s ²)	Ball Screw Lead (mm)	Horizontal full load (kg)	Vertical Full load (kg)	Full Speed (mm/s)	No load Speed (mm/s)
42	Φ12	±0.03	268	100	5	25	8	75	150
	Φ16		134		10	18	5	75	150
57	Φ12	±0.03	376	100	5	35	10	75	150
	Φ16		188		10	20	6	75	150


Dimensions



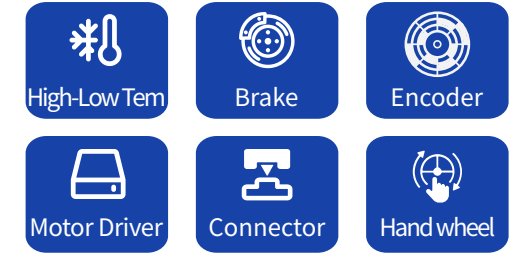
S	50	100	150	200
L	110	160	210	260
Weight	0.7	0.8	0.9	1.0

Width Belt Driven Linear Stage

Size 60mm



Options



Naming convention

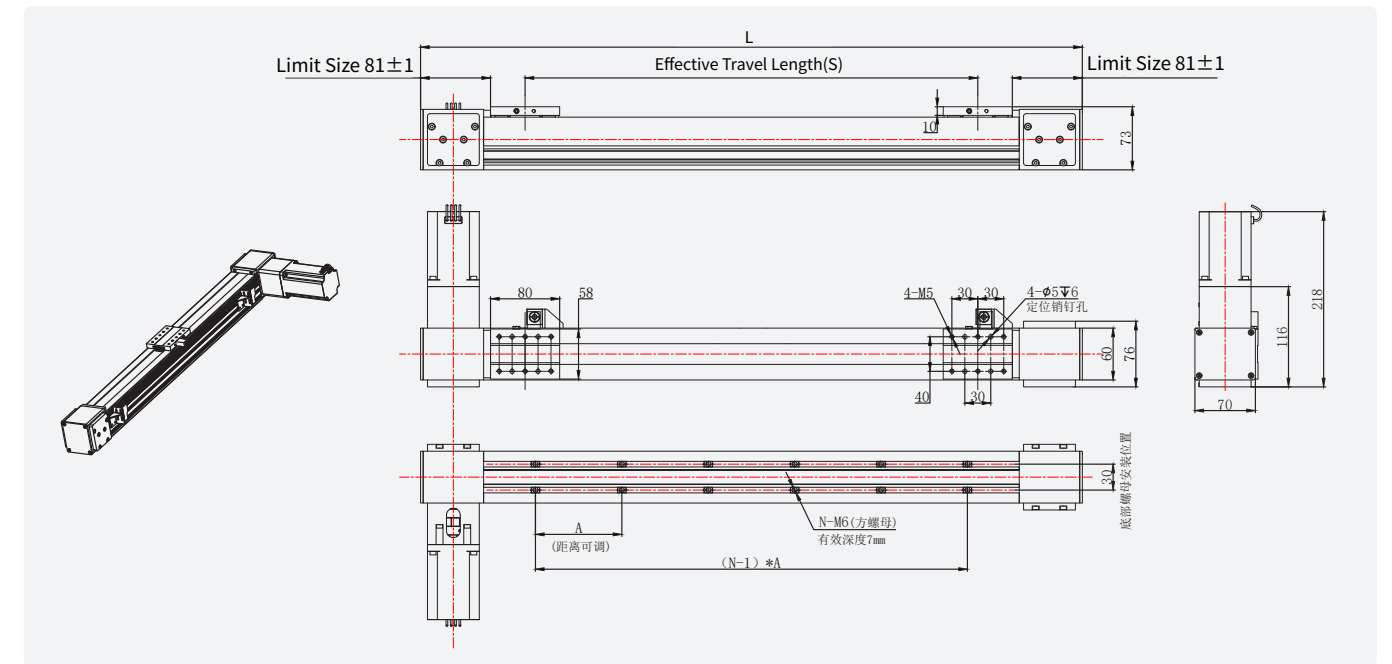
BW - 60 - L500 - P139.9 - 60

BW: Stage width Stage width:60mm Effective travel length: 500mm (Customized) P: Pulley circumference 139.9mm Matched Motor:60mm

Technical Data

Motor Size (mm)	Repeat Positioning Accuracy (mm)	Operating Life (h)	Pulley Circumference (mm)	Holding Torque (mN.m)	Rated a Cceleration (mm/s ²)	Horizontal full load (kg)	Vertical Full load (kg)	Full Speed (mm/s)	No load Speed (mm/s)
60	±0.05	10000	139.9	60	100	25	-	2100	2100


Dimensions



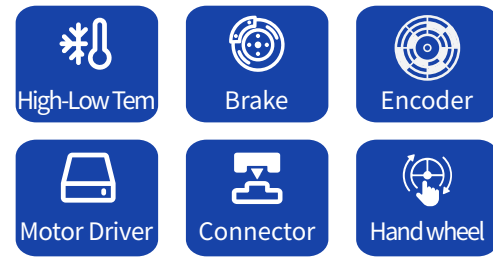
S	500	600	700	800	900	1000	1100	1200	1300	1400	1500	1600	1700	1800	1900	2000	2100
L	766	866	966	1066	1166	1266	1366	1466	1566	1666	1766	1866	1966	2066	2166	2266	2366
N	4*2	4*2	4*2	4*2	6*2	6*2	6*2	6*2	6*2	6*2	6*2	6*2	6*2	6*2	6*2	8*2	8*2
S	2200	2300	2400	2500	2600	2700	2800	2900	3000	3100	3200	3300	3400	3500	3600	3700	3800
L	2466	2566	2666	2766	2866	2966	3066	3166	3266	3366	3466	3566	3666	3766	3866	3966	4066
N	8*2	8*2	8*2	8*2	8*2	8*2	8*2	8*2	12*2	12*2	12*2	12*2	12*2	12*2	12*2	12*2	12*2

Linear Stage with Ball Screw

Size 80mm



Options



Naming convention

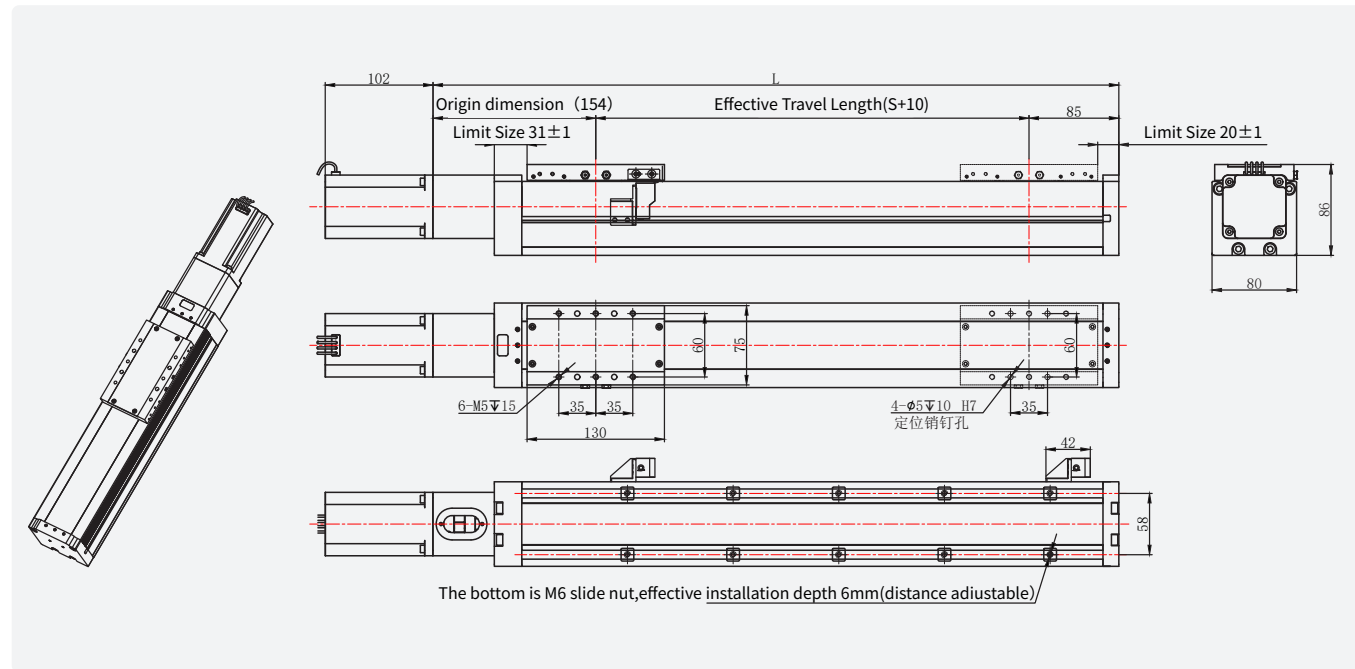
SW - 80 - L100 - T10 - 60

SW: Screw Driven Stage width:80mm Effective travel length: 100mm (Customized) T: Screw Lead 10mm Matched Motor:60mm

Technical Data

Motor Size (mm)	Ball Screw Diameter (mm)	Repeat Positioning Accuracy (mm)	Holding Torque (mN.m)	Rated a Cceleration (mm/s ²)	Ball Screw Lead (mm)	Horizontal full load (kg)	Vertical Full load (kg)	Full Speed (mm/s)	No load Speed (mm/s)
60	Φ16	±0.03	452	100	10	40	20	150	150

Dimensions



S	50	100	150	200	250	300	350	400	450	500	550	600	650	700	750	800	850	900	950	1000	1050
L	299	349	399	449	499	549	599	649	699	749	799	849	899	949	999	1049	1099	1149	1199	1249	1299


Number of M6 slider nuts installed at the bottom (symmetrical on both sides of the bottom)

No.	4*2	4*2	4*2	4*2	6*2	6*2	6*2	6*2	6*2	8*2	8*2	8*2	8*2	8*2	8*2	10*2	10*2	10*2	10*2
-----	-----	-----	-----	-----	-----	-----	-----	-----	-----	-----	-----	-----	-----	-----	-----	------	------	------	------

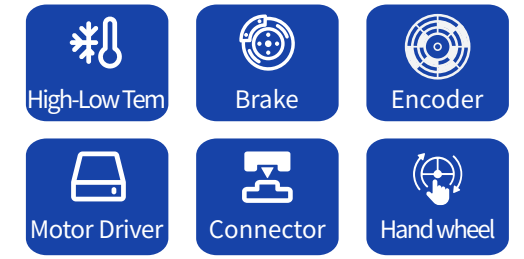
Optional	Weight(KG)	D
Size 60	1.6	60
Size 86	4.2	82
Servo 400W	1.6	70
Servo 750W	3.0	82

Width Belt Driven Linear Stage

Size 80mm



Options



Naming convention

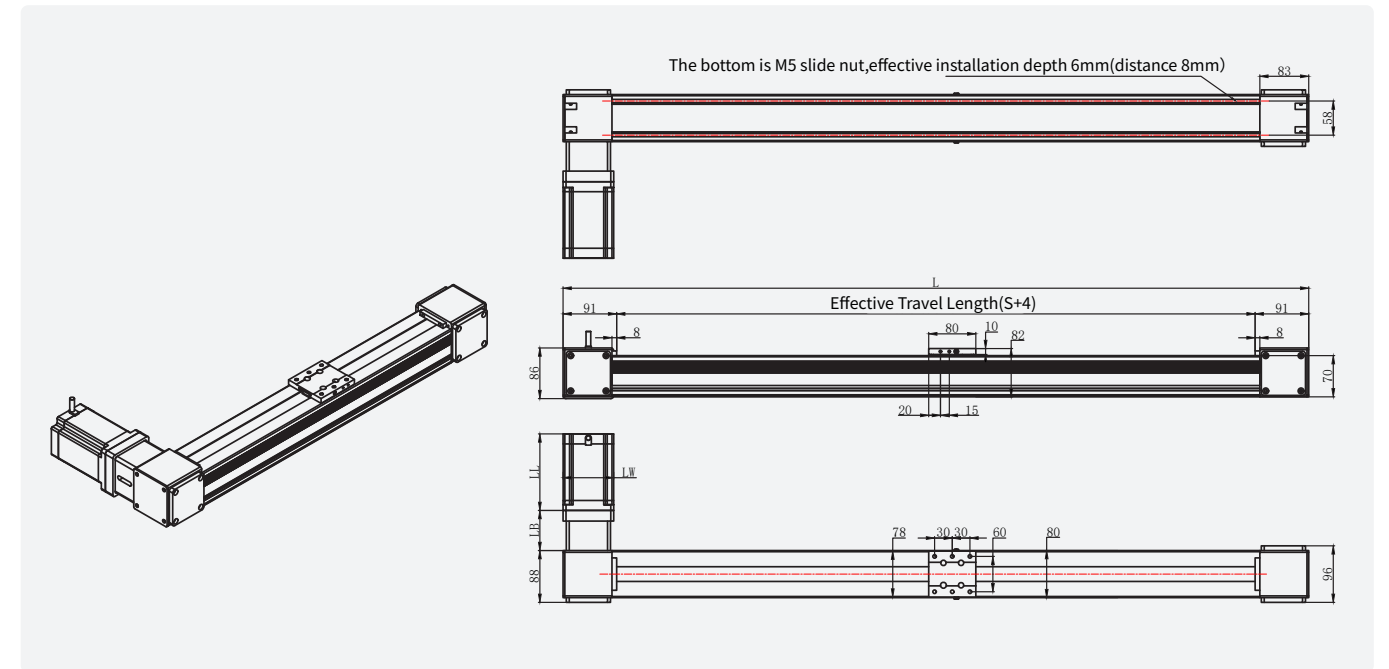
BW - 80 - L500 - P165 - 86

BW: Belt driven Stage width:80mm Effective travel length: 500mm (Customized) P: Pulley circumference 165mm Matched Motor:86mm

Technical Data

Motor Size (mm)	Repeat Positioning Accuracy (mm)	Operating Life (h)	Pulley Circumference (mm)	Holding Torque (mN.m)	Rated a Cceleration (mm/s ²)	Horizontal full load (kg)	Vertical Full load (kg)	Full Speed (mm/s)	No load Speed (mm/s)
86	±0.1	10000	165	65	100	30	5	3000	3000

Dimensions



S	500	600	700	800	900	1000	1100	1200	1300	1400	1500	1600	1700	1800	1900	2000	2100	2200
L	766	866	966	1066	1166	1266	1366	1466	1566	1666	1766	1866	1966	2066	2166	2266	2366	2466

S	2300	2400	2500	2600	2700	2800	2900	3000	3100	3200	3300	3400	3500	3600	3700	3800	3800	3900
L	2566	2666	2766	2866	2966	3066	3166	3266	3366	3466	3566	3666	3766	3866	3966	4066	4066	4166

Motor	LB	LL	LW
86	68	130	86
750w	76	138	80
60	50	102	无

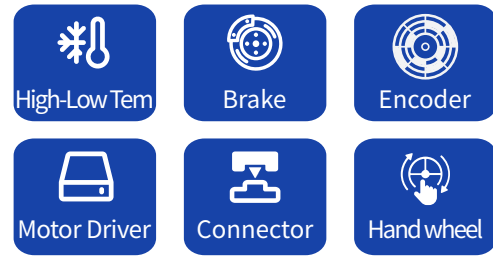
Optional	Weight(KG)	D
Size 60	1.6	60
Size 86	4.2	82
Servo 400W	1.6	70
Servo 750W	3.0	82

Linear Stage with Ball Screw

Size 120mm



Options



Naming convention

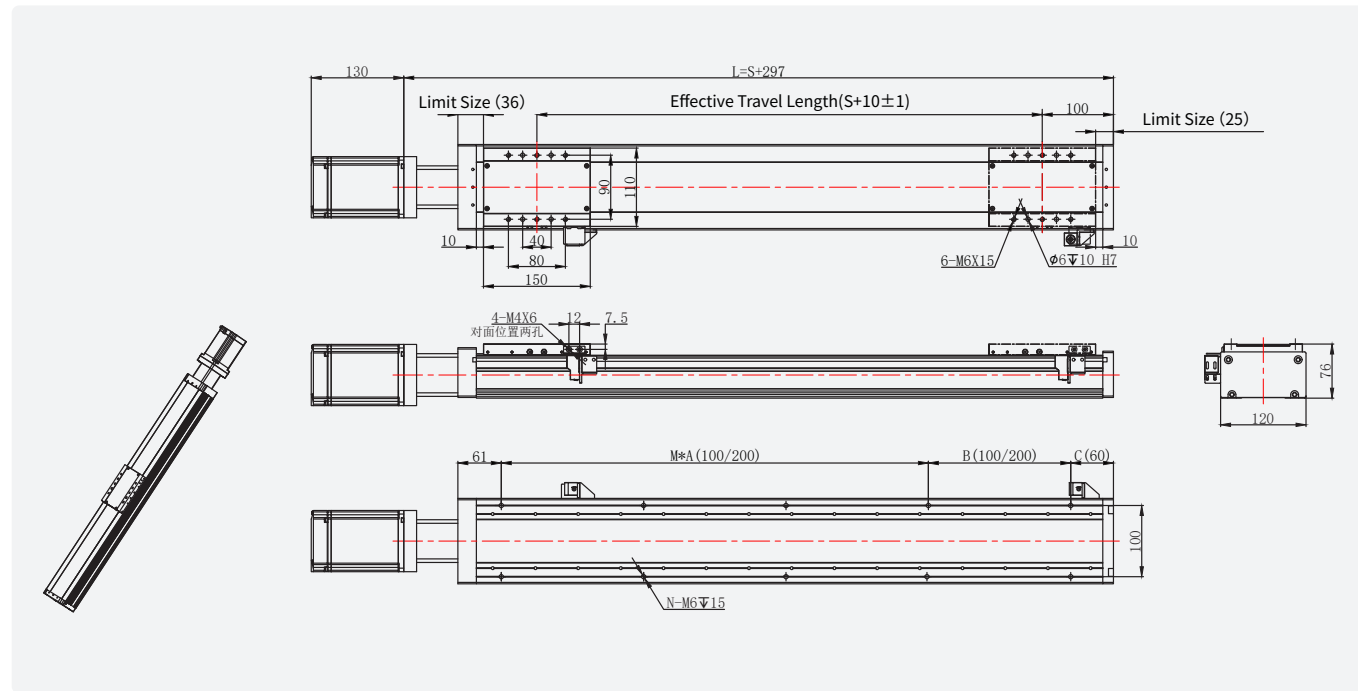
SW - 120 - L200 - T10 - 86

SW: Screw Driven Stage width:120mm Effective travel length: 200mm (Customized) T: Screw Lead 10mm Matched Motor:86mm

Technical Data

Motor Size (mm)	Ball Screw Diameter (mm)	Repeat Positioning Accuracy (mm)	Holding Torque (mN.m)	Rated a Cceleration (mm/s ²)	Ball Screw Lead (mm)	Horizontal full load (kg)	Vertical Full load (kg)	Full Speed (mm/s)	No load Speed (mm/s)
86	Φ20	±0.03	2050	100	10	100	50	150	150

Dimensions



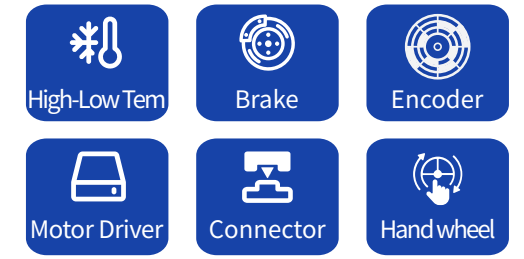
S	100	200	300	400	500	600	700	800	900	1000	1100	1200	1300
L	397	497	597	697	797	898	997	1097	1197	1297	1397	1497	1597
A	100	100	100	100	100	100	100	100	200	200	200	200	200
B	100	100	100	100	100	100	100	100	200	100	200	100	200
C	60	60	60	60	60	60	60	60	60	60	60	60	60
M	1	2	3	4	5	6	7	8	4	5	5	6	6
N	6	8	10	12	14	16	18	20	12	14	14	16	16

KK Linear Stage

KK



Options



Naming convention

UMKK 60 10 P E - 400 E A 2 E - F0 C S0 M

UMKK
 Size: 60
 Screw Lead: UMKK60:5,10
 Precision: P:high precision C:normal
 E: customized ball screw No Mark:standard ball screw
 Travel Length(mm): UMKK60:150, 200, 300, 400, 500, 600
 E:customized No Mark: standard
 Slider Type: A:standard S:light-duty
 No. of Slider: 1, 2
 E:customized slider No Mark:standard slider
 Motor Flange: FE: customized
 M:with motor No Mark:No
 with limit switch S0: only limit switch S1: Omron EE-SX671 S2: Omron EE-SX674 S3: Panasonic GX-F12A S4: Panasonic GX-F12A-P No Mark:No
 C:aluminum cover B:telescopic cover No Mark: no cover

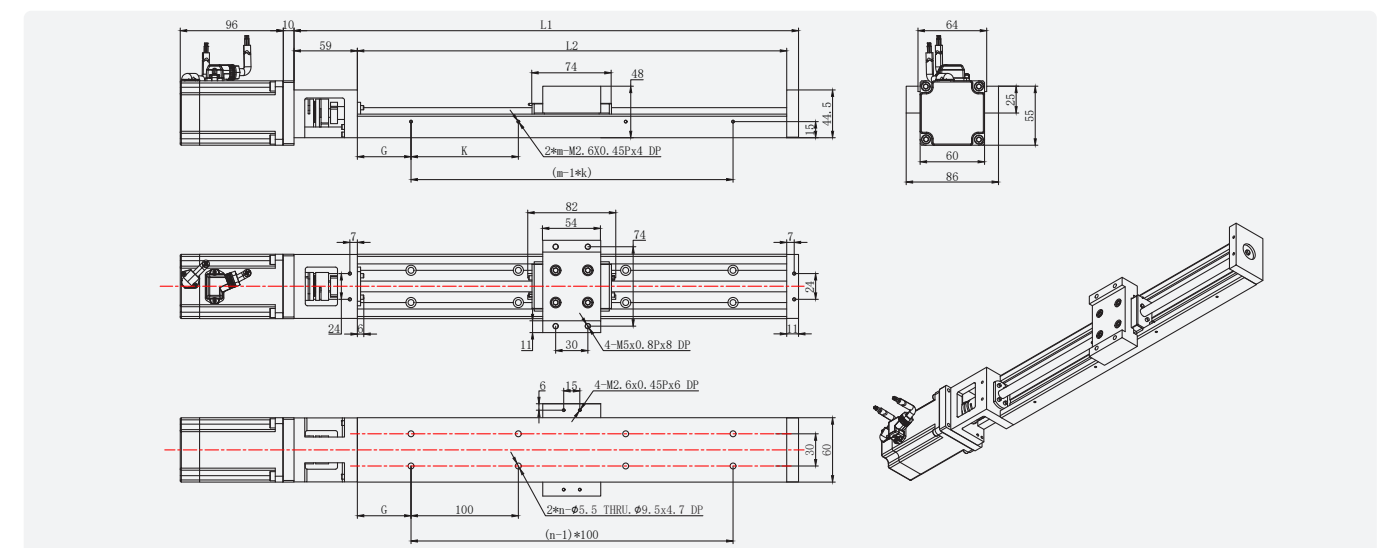
Technical Data

Linear Guide Length L2(mm)	Total Length L1(mm)	Max travel length(mm)		G(mm)	K(mm)	n	m
		A1 Slider	A2 Slider				
150	220	60	-	25	100	2	2
200	270	110	-	50	100	2	2
300	370	210	135	50	200	3	2
400	470	310	235	50	100	4	4
500	570	410	335	50	200	5	3
600	670	510	435	50	100	6	6


Model	Linear Guide Length	Positioning Reproducibility		Positioning Accuracy		Working Parallelism		Max Torque (N-cm)	
		Precision	Normal	Precision	Normal	Precision	Normal	Precision	Normal
KK60	150								
	200								
	300	±0.003	±0.005	0.020	-	0.010	-	15	7
	400								
	500	±0.003	±0.005	0.025	-	0.015	-	15	7
600									

Model	Ball Screw Lead(mm)	Max Speed			
		Linear Guide Length L2(mm)	Precision	Speed(mm/ses)	
KK60	05	150		550	390
		200		550	390
		300		550	390
		400		550	390
		500		550	390
	10	600		340	340
		150		1100	790
		200		1100	790
		300		1100	790
		400		1100	790
500		1100	790		
600		670	670		

Dimensions



Stepper Motor Driver



UMot

Stepper Motor Driver

UM242



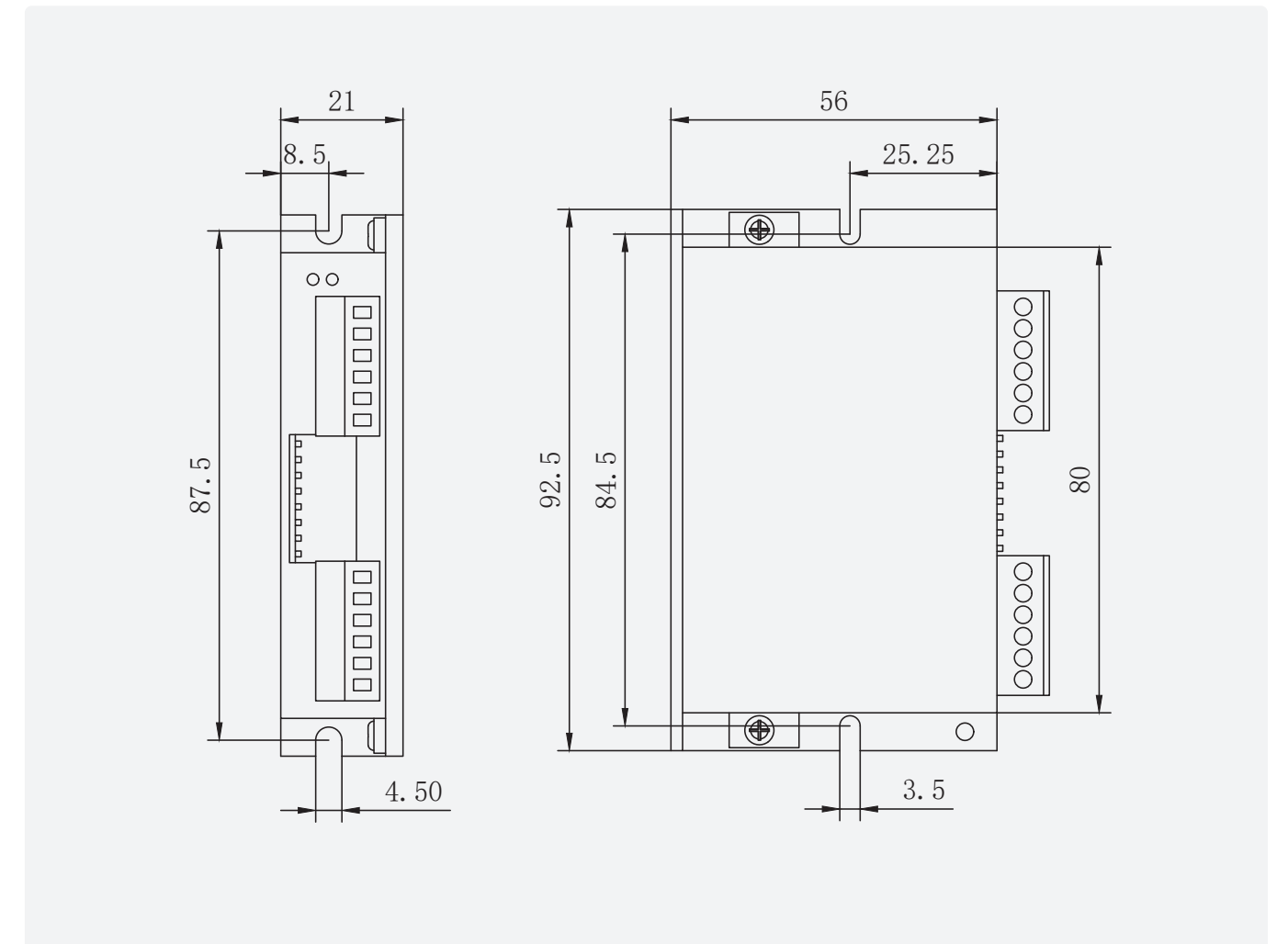
General Specifications

Drive Type	2 phase hybrid stepper motor
Voltage	DC8-36V
Current	0.2-2.2A
Control Signal	5V/24V
Control Mode	pulse + direction, A/B orthogonal pulse input
Wiring for Signal	common cathode, common anode, differential
Maximum Resolution	25000PPR
Frequency Response	200kpps
Segment Settings	16 sections
Current Setting	16 sections
Size	92.5*56*21mm
Weight	0.1kg
Matched Motor	20、28、35、42mm

Features

- here are 16 subdivisions and 16 current selections, with overvoltage, undervoltage and overcurrent protection.
- Detection function: Automatically detect whether the motor phase is missing and the pulse signal is missing.
- Idle current: The current is automatically halved after the motor stops running.


Dimensions



Stepper Motor Driver

UM243

General Specifications

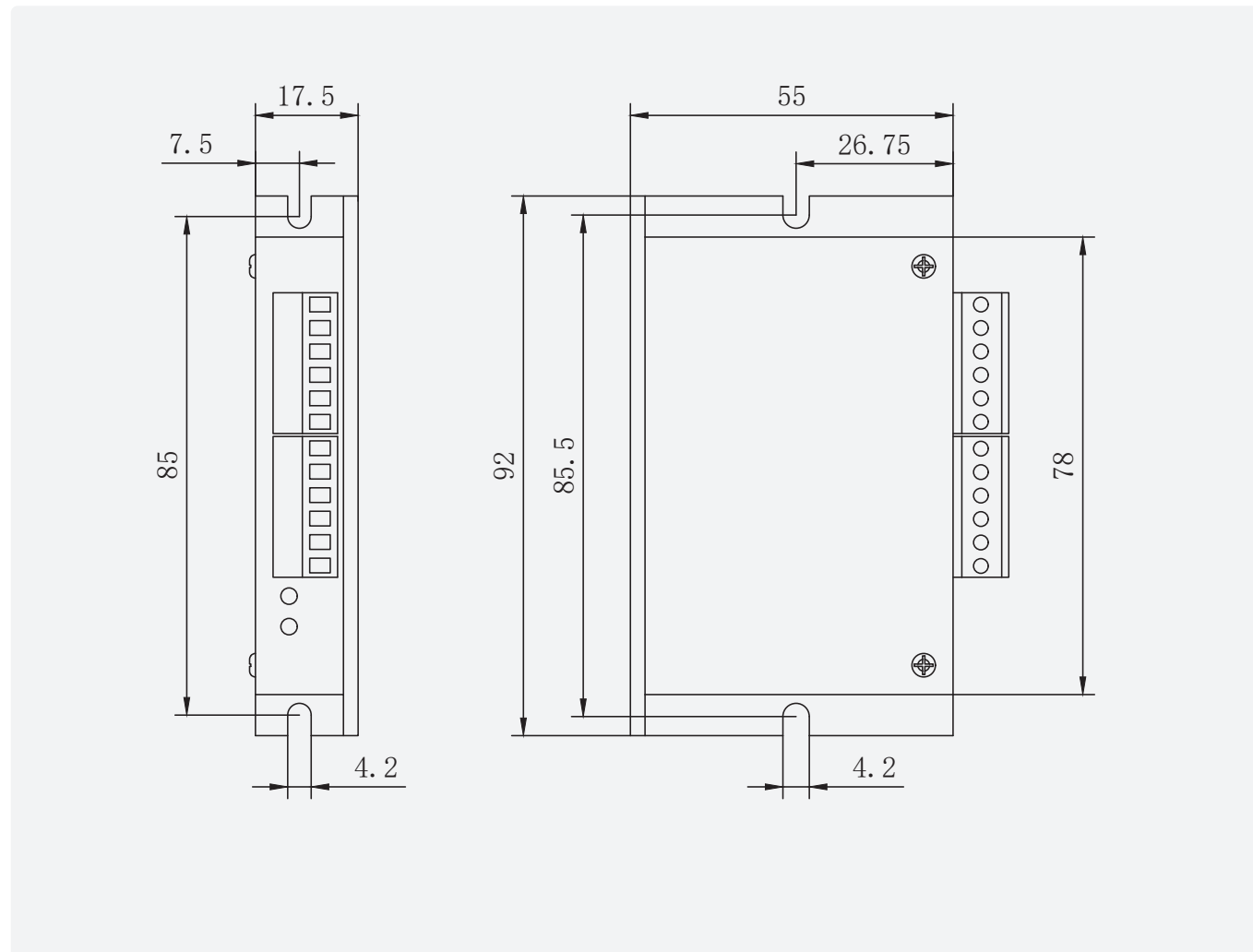


Drive Type	2 phase hybrid stepper motor
Voltage	DC24V
Current	0.8-3.0A
Control Signal	5V/24V
Control Mode	pulse+ direction
Wiring for Signal	common cathode, common anode, differential
Maximum Resolution	50800PPR
Frequency Response	200kpps
Segment Settings	255 sections
Current Setting	12 sections
Size	92*55*17.5mm
Weight	0.1kg
Matched Motor	28、35、39、42、57mm

Features

- 255 levels of selectable subdivision, single and double pulse signal input methods, adaptable to various controllers.
- 0.8A-3.0A current subdivision is more accurate, adapting to more possible stepper motors.
- Input signal 3-24V adaptive design, no need for external current limiting resistor, more convenient to use.
- Low noise, low vibration, low heat, the overall motor operation is more stable.


Dimensions



Stepper Motor Driver

UM244

General Specifications

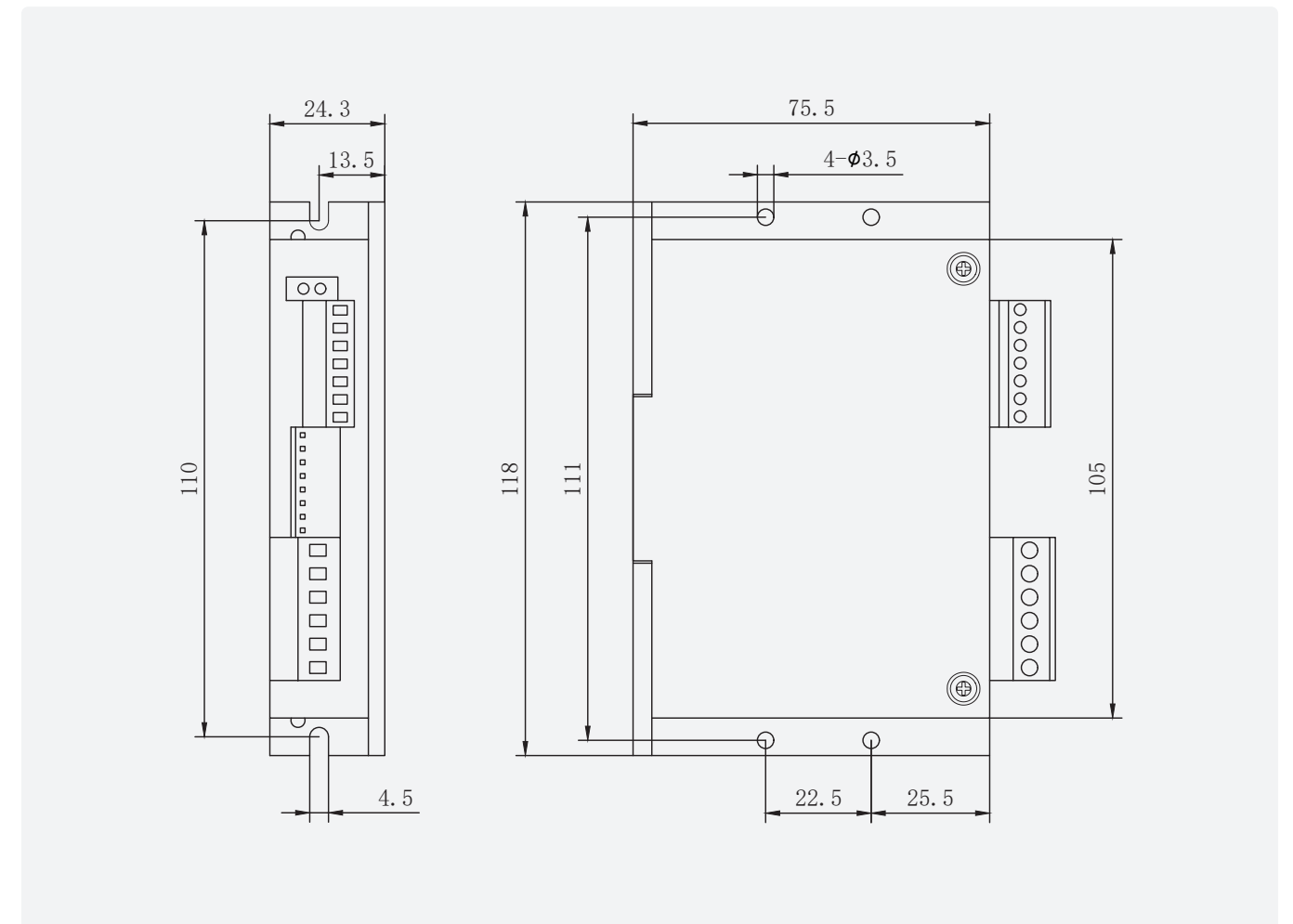


Drive Type	2 phase hybrid stepper motor
Voltage	DC20-50V
Current	1.0-4.0A
Control Signal	5V/24V
Control Mode	pulse+ direction
Wiring for Signal	common cathode, common anode, differential
Maximum Resolution	40000PPR
Frequency Response	200kpps
Segment Settings	16 sections
Current Setting	8 sections
Size	118*75.5*24.3mm
Weight	0.2kg
Matched Motor	35、42、57、60mm

Features

- Motion mode: position mode and I/O speed mode, controlled by SW4 DIP switch.
- Equipped with 16 levels of equal-angle constant torque subdivision, with a maximum resolution of 40,000 steps/revolution.
- When the step pulse stops for more than 1.5s, the coil current will automatically reduce to half of the set current.
- Drive current 1.0A/phase to 4.0A/phase adjustable in 8 levels.
- DC power input, voltage range: DC20V~50V.

Dimensions



Stepper Motor Driver

UM244-V-24

General Specifications

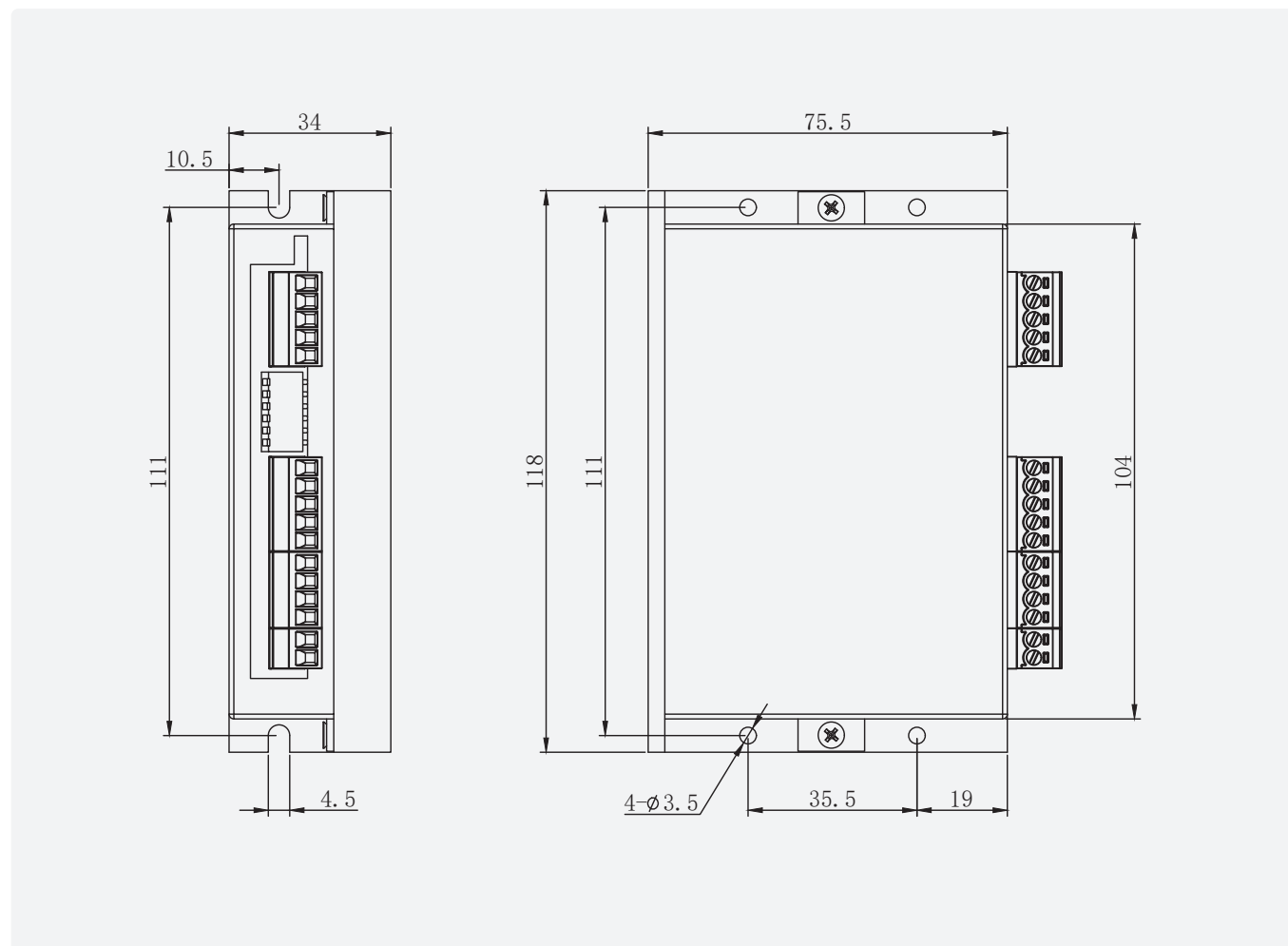


Driver Type	2 phase hybrid stepper motor
Voltage	DC24-50V
Current	1.0-5.6A
Speed	0-450r/min
Control Mode	IO/Switch
Speed Settings	8 sections
Current Settings	8 sections
Size	118*75.5*34mm
Weight	0.2kg
Suits Motor	42、57、60、86mm

Features

- It can realize control without host computer, and an external potentiometer is convenient for speed control.
- Implement IO control start and stop functions.
- Low vibration and low noise, the current is automatically halved when stationary.

Dimensions



Stepper Motor Driver

UM245-T

General Specifications

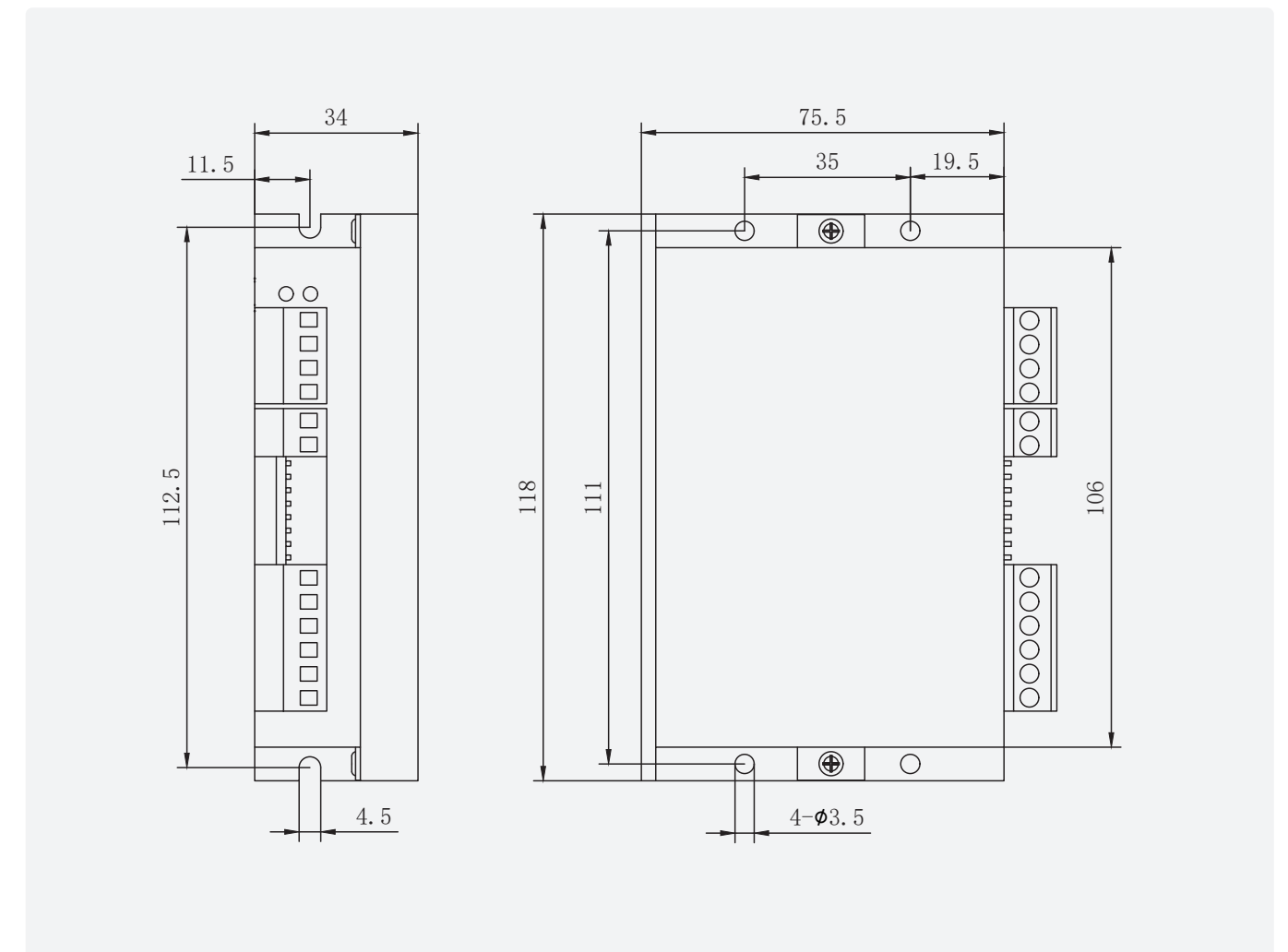


Drive Type	2 phase hybrid stepper motor
Voltage	DC24-90V
Current	2.0-5.0A
Control Signal	5V/24V
Control Mode	pulse+ direction
Wiring for Signal	common cathode, common anode, differential
Maximum Resolution	25000PPR
Frequency Response	200kpps
Segment Settings	16 sections
Current Setting	8 sections
Size	118*75.5*34mm
Weight	0.3kg
Matched Motor	57、60、86mm

Features

- Output current is set by DIP switch, 8 options, maximum 7.0 amps (peak value).
- Subdivision setting adopts DIP switch setting, up to 16 choices.
- The idle current is automatically halved after the motor stops running.


Dimensions



Stepper Motor Driver

UM22048

General Specifications

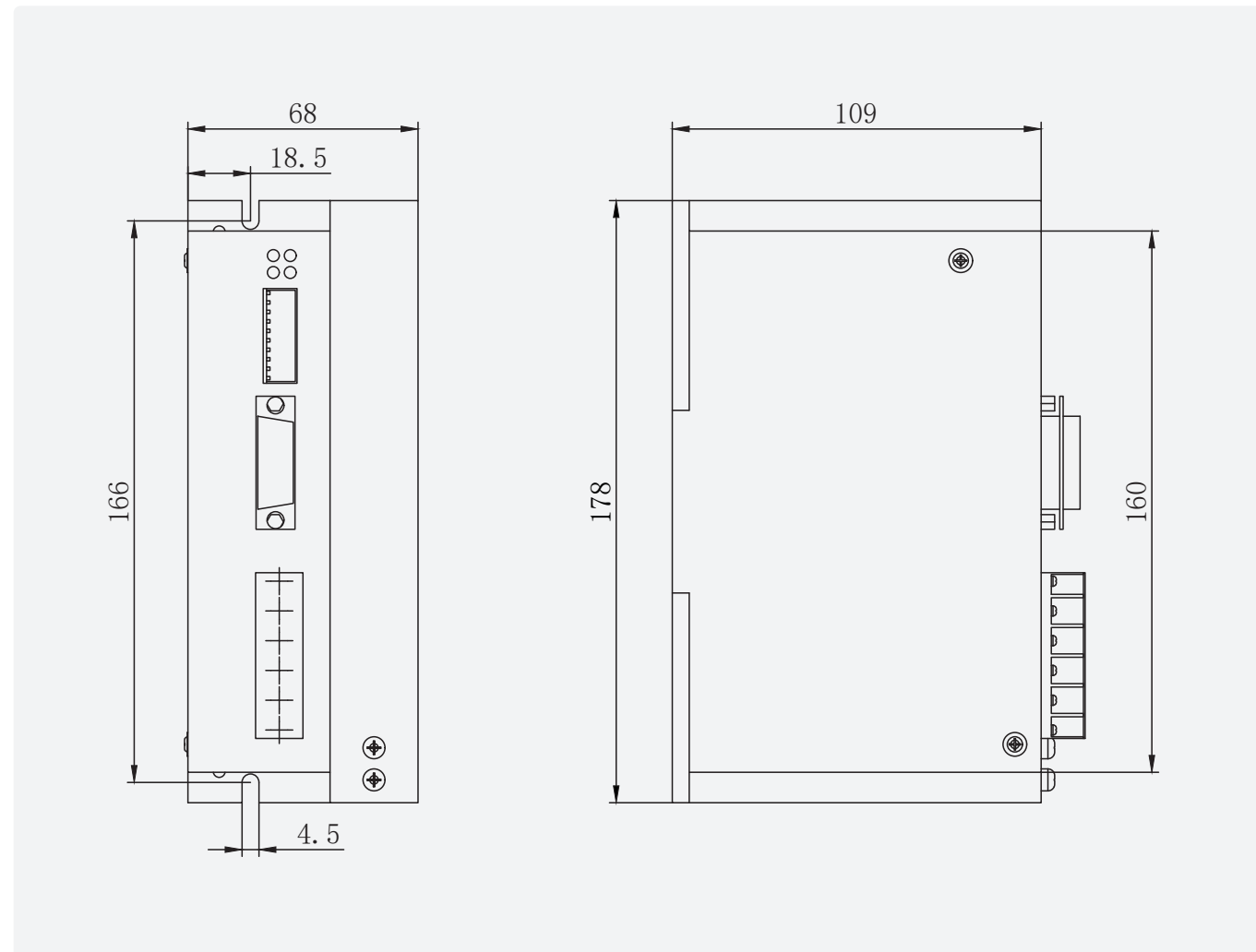


Drive Type	3 phase hybrid stepper motor
Voltage	DC200-240V AC
Current	2.2-4.8A
Control Signal	5V/24V
Control Mode	pulse+ direction
Wiring for Signal	common cathode, common anode, differential
Maximum Resolution	60000PPR
Frequency Response	200kpps
Segment Settings	16 sections
Current Setting	16 sections
Size	178*109*68mm
Weight	1kg
Matched Motor	86mm 3 phase stepper motor

Features

- Equipped with 16 levels of equal-angle constant torque subdivision, with a maximum resolution of 60,000 steps/revolution.
- Drive current 2.2A-4.8A, 16 levels adjustable.
- Voltage range: AC200-240V.


Dimensions



Stepper Motor Driver

UM244R

General Specifications

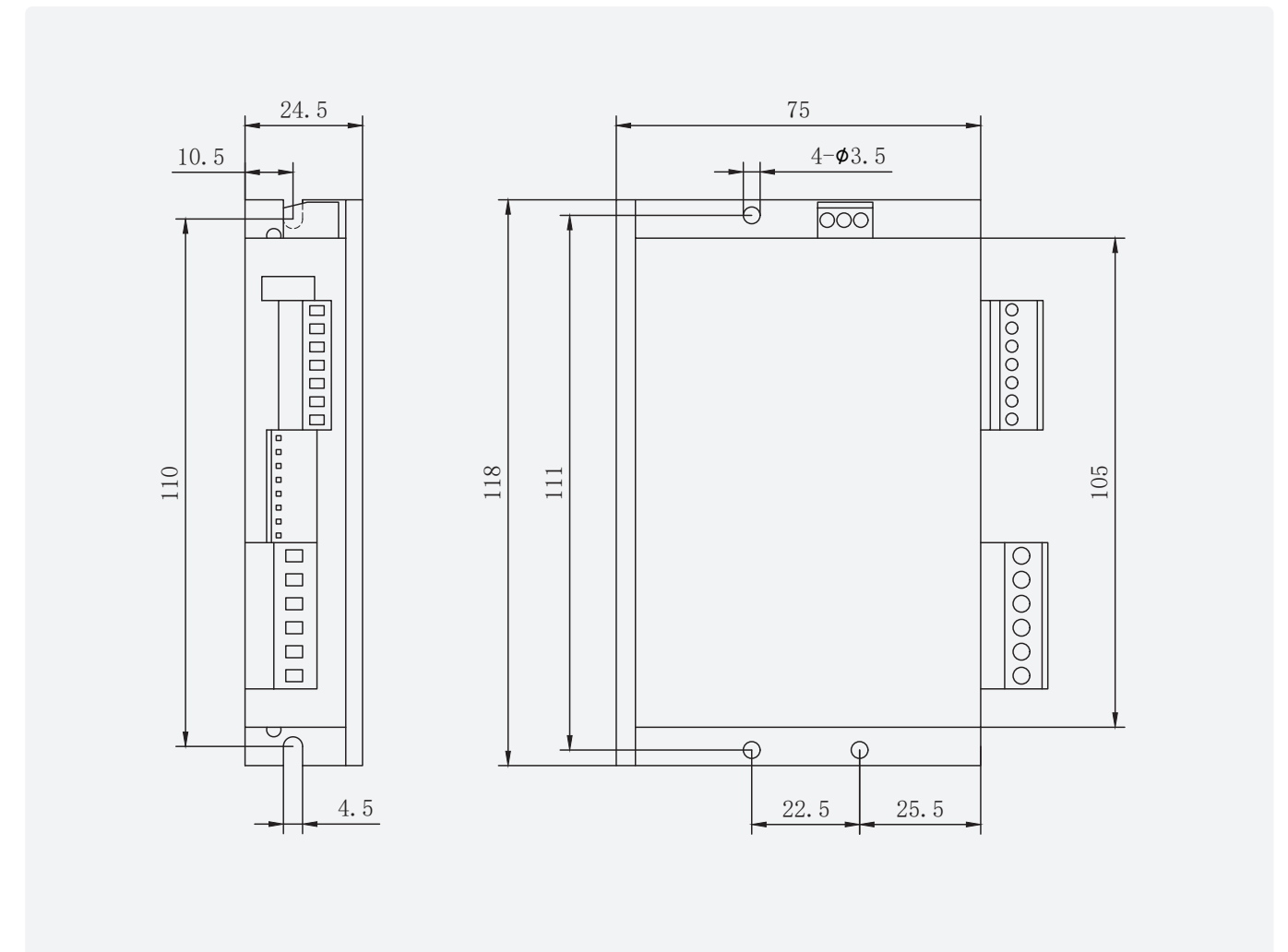


Drive Type	2 phase hybrid stepper motor
Voltage	DC20-50V
Current	0.1-4.0A
Control Signal	5V/24V
Control Mode	pulse+ direction, RS485
Wiring for Signal	common cathode, common anode, differential
Maximum Resolution	40000PPR
Frequency Response	200kpps
Segment Settings	16 sections
Current Setting	8 sections
Size	118*75*24.5mm
Weight	0.3kg
Matched Motor	20、28、35、42、57、60mm

Features

- New 32-bit motor control dedicated DSP chip.
- Can drive stepper motors of series 60 and below.
- IO input supports DC5-24V photoelectric isolation signal input/output.
- Accept 485 control operation.

Dimensions




Linear Stepper Motor
Geared Stepper Motor
Worm Geared Stepper Motor
Stepper Motor
Integrated Stepper Motor
Specialized Stepper Motor
Linear Stage
Stepper Motor Driver
Controllers & Accessories

Linear Stepper Motor
Geared Stepper Motor
Worm Geared Stepper Motor
Stepper Motor
Integrated Stepper Motor
Specialized Stepper Motor
Linear Stage
Stepper Motor Driver
Controllers & Accessories

Stepper Motor Driver

UML244R

General Specifications

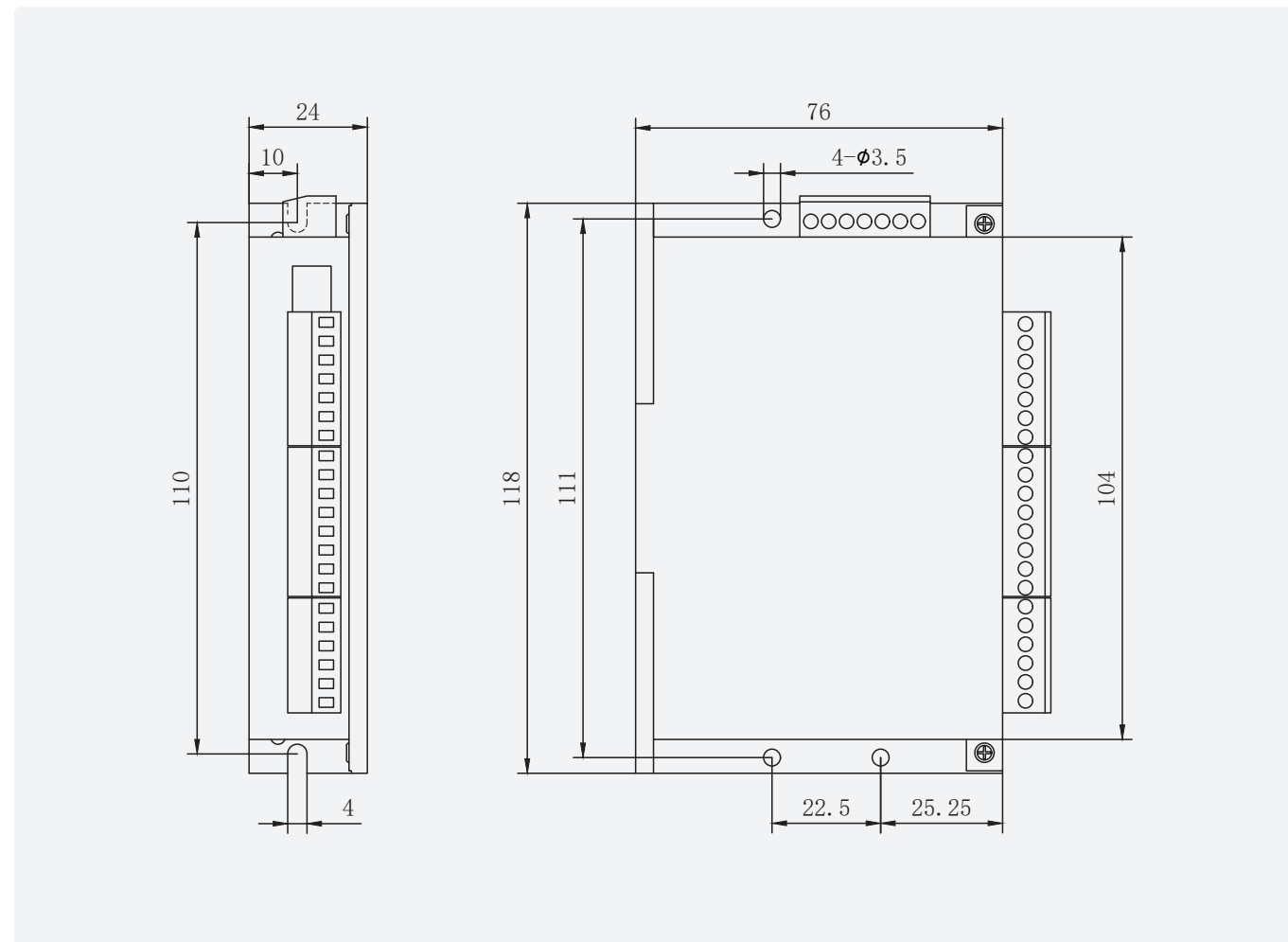


Drive Type	2 phase hybrid stepper motor
Voltage	DC20-50V AC
Current	0.1-4.0A
Control Signal	5V/24V
Control Mode	pulse+ direction、RS485
Wiring for Signal	common cathode, common anode, differential
Maximum Resolution	40000PPR
Frequency Response	200kpps
Segment Settings	16 sections
Current Setting	50 sections
Size	118*76*24.5mm
Weight	0.2kg
Matched Motor	20、28、35、39、42、57、60mm

Features

- Compared with open-loop stepper motors, it runs smoothly, has less vibration and low noise.
- With over-current, over-voltage and tracking error over-tolerance protection.
- External 4-digit digital display tube, parameters can be adjusted through the display panel.

Dimensions



Stepper Motor Driver

UML246R

General Specifications

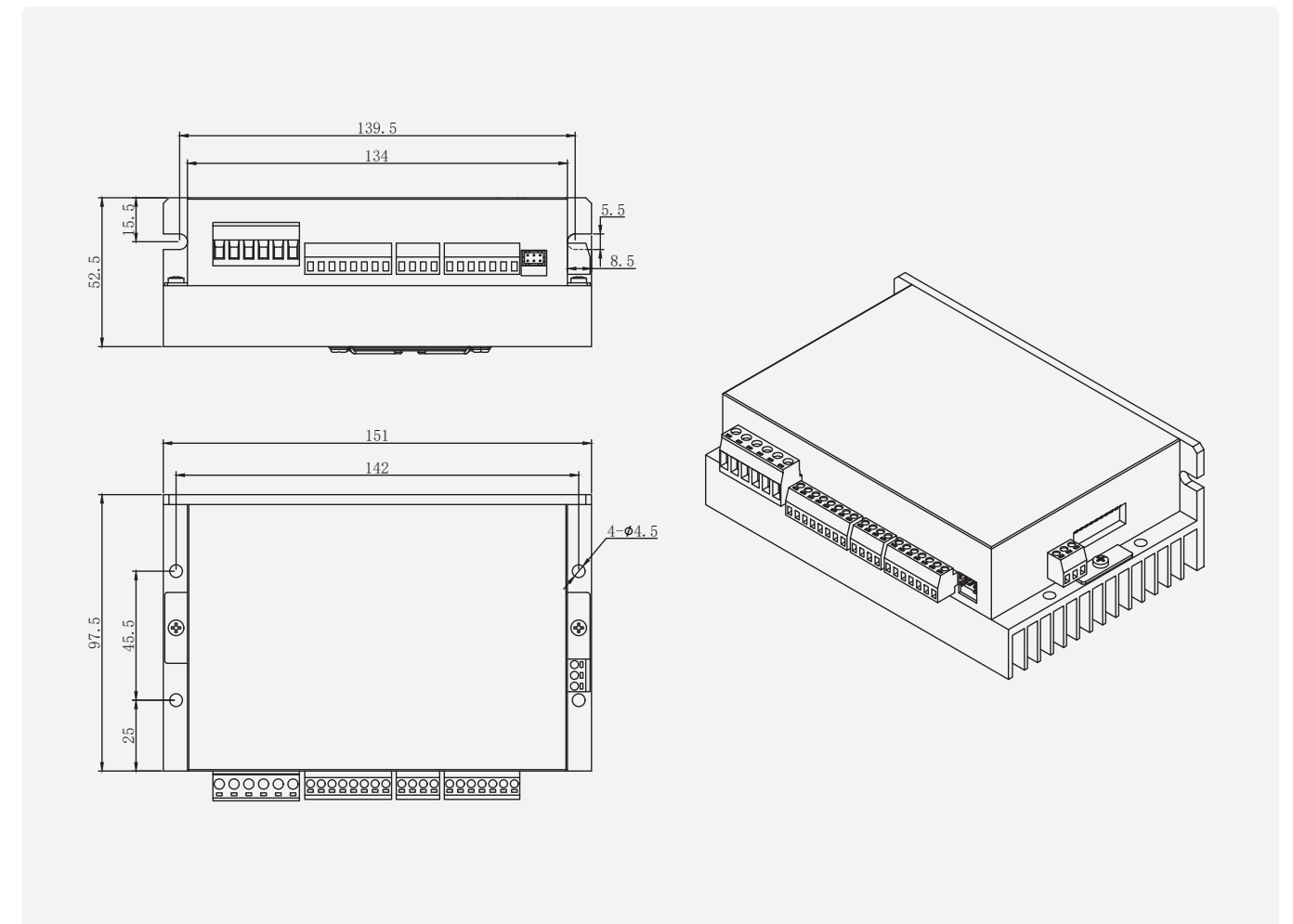


Drive Type	2 phase hybrid stepper motor
Voltage	DC24-110V
Current	0.1-6.0A
Control Signal	5V/24V
Control Mode	pulse+ direction、RS485
Wiring for Signal	common cathode, common anode, differential
Maximum Resolution	40000PPR
Frequency Response	200kpps
Segment Settings	16 sections
Current Setting	60 sections
Size	151*97.5*52.5mm
Weight	0.6kg
Matched Motor	20、28、35、42、57、60、86mm

Features

- According to the load operation condition, the current output is controlled in real time to minimize the heat generated by the motor.
- With over-current, over-voltage and tracking error over-tolerance protection.
- Can drive 57 series and 86 series stepper motors.
- External 4-digit digital display tube, parameters, electronic gear ratio, command filtering and other parameters can be adjusted through the display panel.

Dimensions



Stepper Motor Driver

UM242E

General Specifications

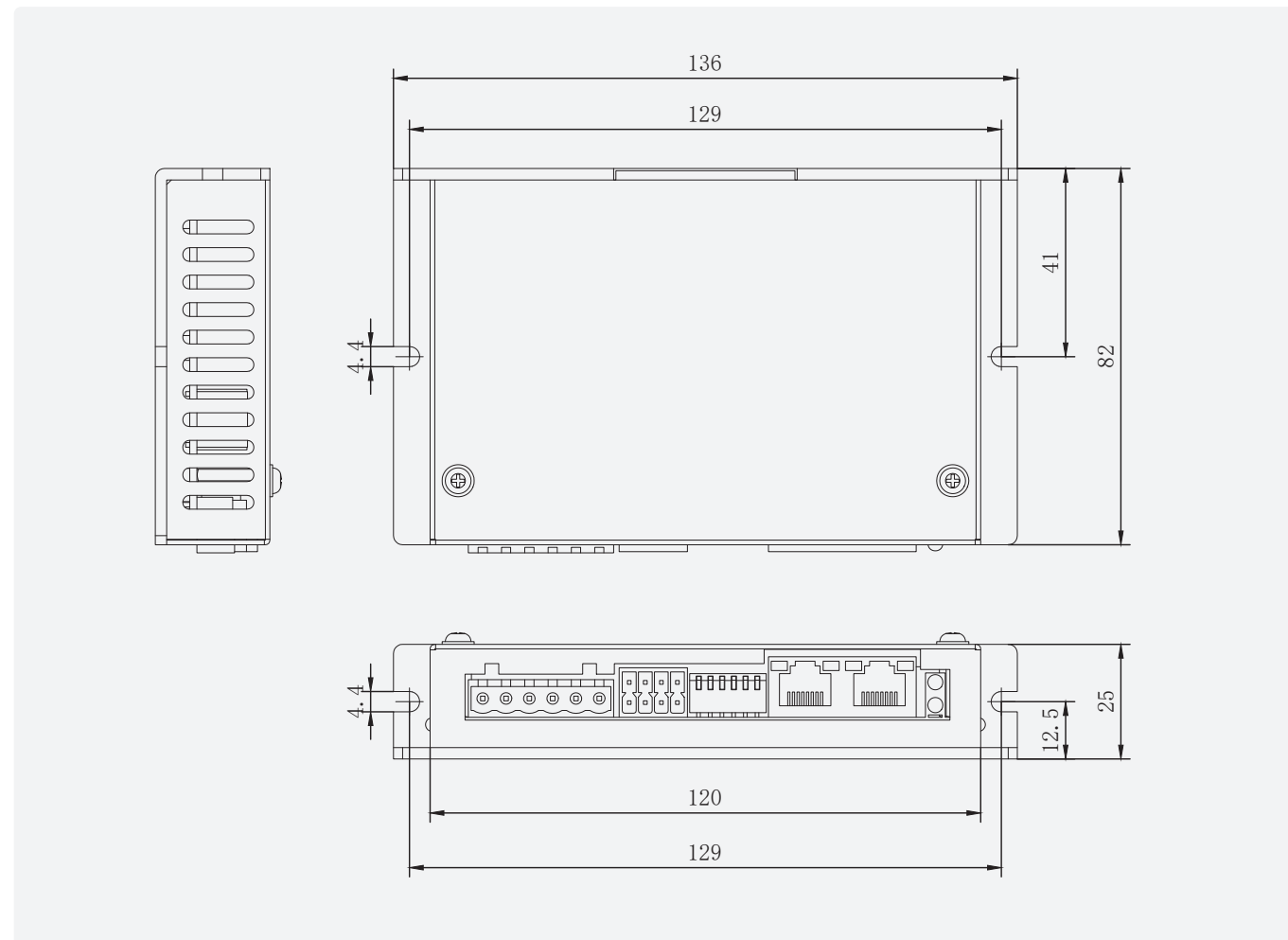


Drive Type	2 phase hybrid stepper motor
Voltage	DC24-50V AC
Current	0.0-2.0A
Control Signal	5V/24V
Control Mode	EtherCAT
Wiring for Signal	Industrial Ethernet Cable
Maximum Resolution	51200PPR
Frequency Response	200kpps
Segment Settings	8 sections
Current Setting	20 sections
Size	136*82*25mm
Weight	0.35kg
Matched Motor	20、28、35、42mm

Features

- New generation 32-bit DSP technology, high cost performance, good stability, low noise and low vibration.
- Support CoE (CANopen over EtherCAT), compliant with CiA 402 standard.
- Dual-port RJ45 connector for EtherCAT communication.
- Current control is smooth and precise, and the motor generates little heat.
- With overvoltage, undervoltage, overcurrent and other protection functions.


Dimensions



Stepper Motor Driver

UM244E

General Specifications

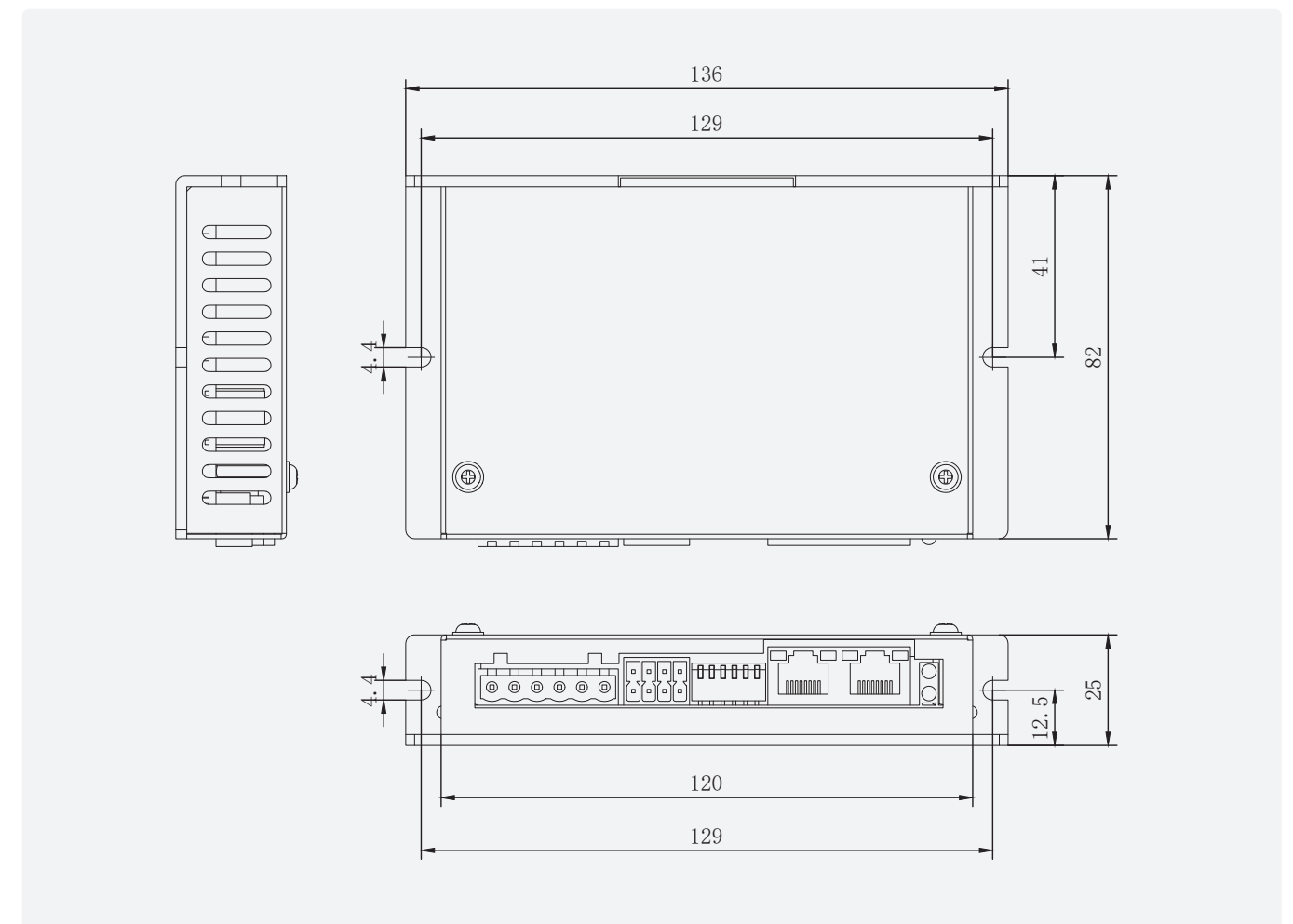


Drive Type	2 phase hybrid stepper motor
Voltage	DC24-50V
Current	0.0-4.0A
Control Signal	5V/24V
Control Mode	EtherCAT
Wiring for Signal	Industrial Ethernet Cable
Maximum Resolution	51200PPR
Frequency Response	200kpps
Segment Settings	8 sections
Current Setting	40 sections
Size	136*82*25mm
Weight	0.35kg
Matched Motor	20、28、35、42、57、60、86mm

Features

- New generation 32-bit DSP technology, high cost performance, good stability, low noise and low vibration.
- Dual-port RJ45 connector for EtherCAT communication.
- Current control is smooth and precise, and the motor generates little heat.
- With overvoltage, undervoltage, overcurrent and other protection functions.

Dimensions



Linear Stepper Motor
Geared Stepper Motor
Worm Geared Stepper Motor
Stepper Motor
Integrated Stepper Motor
Specialized Stepper Motor
Linear Stage
Stepper Motor Driver
Controllers & Accessories

Linear Stepper Motor
Geared Stepper Motor
Worm Geared Stepper Motor
Stepper Motor
Integrated Stepper Motor
Specialized Stepper Motor
Linear Stage
Stepper Motor Driver
Controllers & Accessories

Stepper Motor Driver

UM2405E

General Specifications

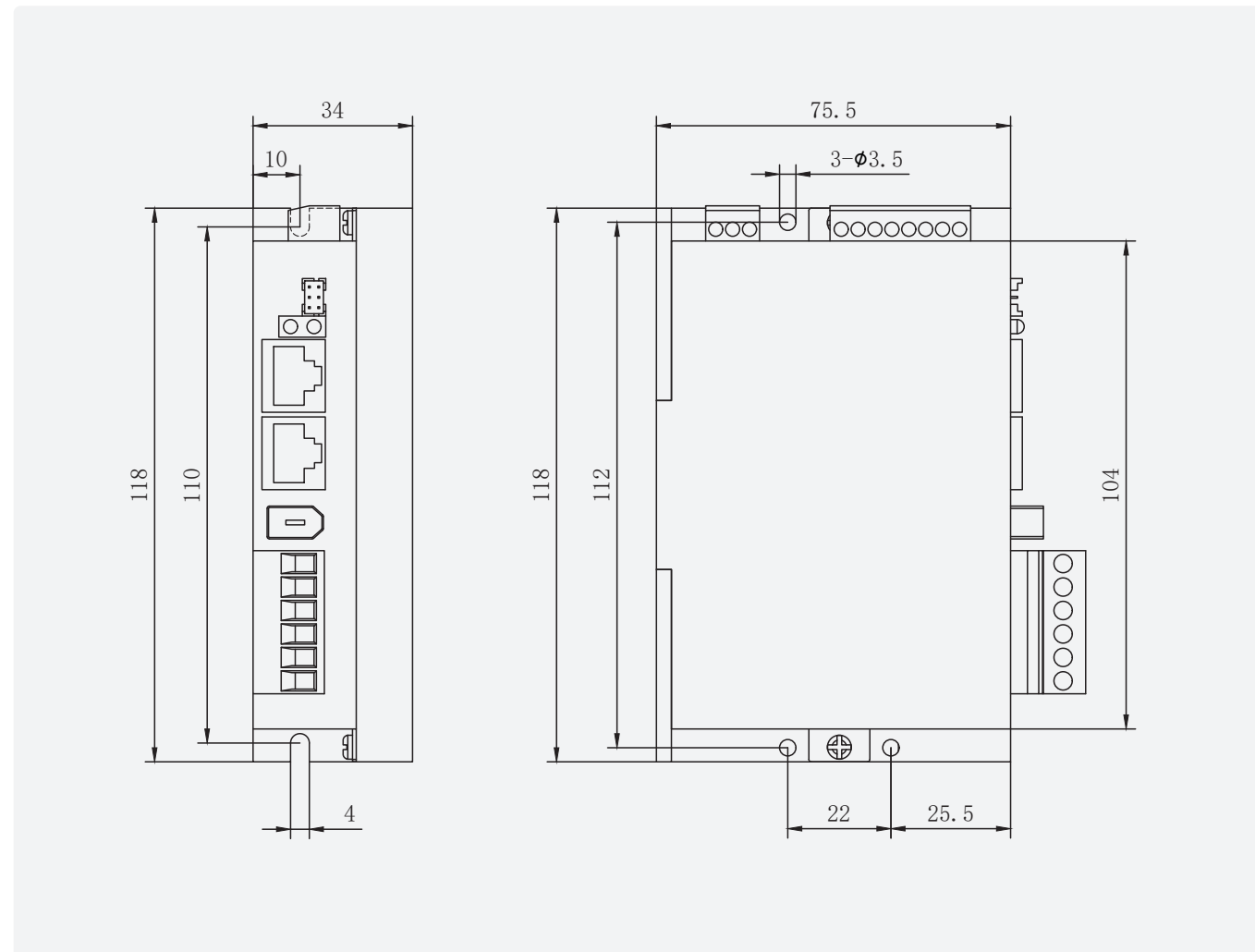


Drive Type	bus control closed loop stepper motor driver
Voltage	DC20-50V AC
Current	1.0-4.0A
Control Signal	5V
Control Mode	EtherCAT
Wiring for Signal	Industrial Ethernet Cable
Maximum Resolution	60000PPR
Frequency Response	200kpps
Segment Settings	10000 sections
Current Setting	80 sections
Size	118*75.5*34mm
Weight	0.3kg
Matched Motor	35、39、42、57mm

Features

- Supports EtherCAT communication protocol, and the address is automatically assigned by the master station.
- 4-way single-ended common anode isolation input function, the maximum input frequency is 10KHz, the input voltage is 5V.
- 2-channel optocoupler isolation output, maximum output capacity 50mA, maximum withstand voltage 30VDC.

Dimensions



Linear Stepper Motor
Geared Stepper Motor
Worm Geared Stepper Motor
Stepper Motor
Integrated Stepper Motor
Specialized Stepper Motor
Linear Stage
Stepper Motor Driver
Controllers & Accessories

Linear Stepper Motor
Geared Stepper Motor
Worm Geared Stepper Motor
Stepper Motor
Integrated Stepper Motor
Specialized Stepper Motor
Linear Stage
Stepper Motor Driver
Controllers & Accessories

Controllers & Accessories



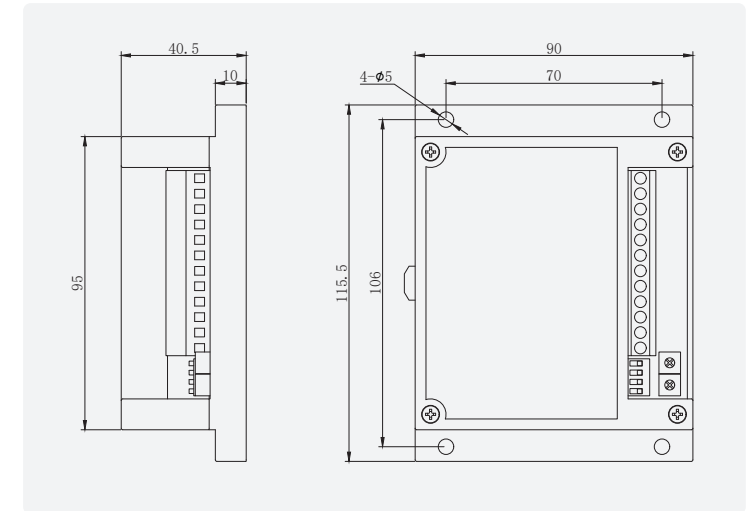
UMot

Controllers & Accessories

UMC-1B Controllers




Dimensions



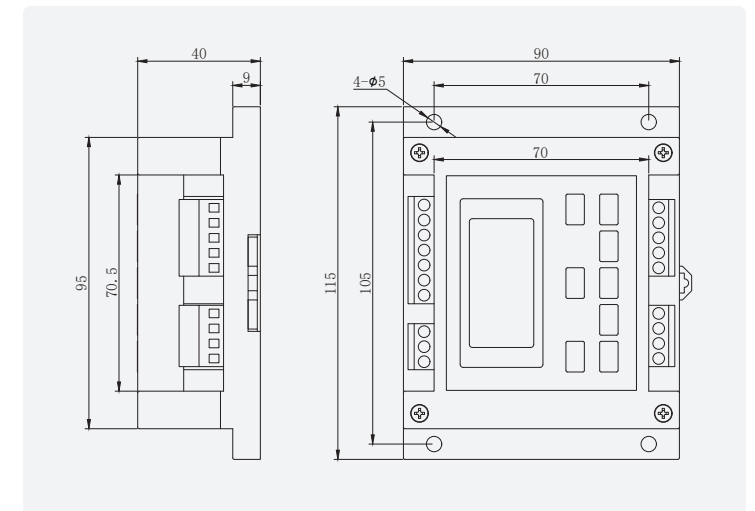
Features

- Power supply: DC5 ~ 32V
- Up to 20K Hz pulse output, common anode wiring (source type)
- S-type acceleration, switchable between immediate stop and deceleration stop
- Full optocoupler isolation, input signal is active at low level
- Delay pause is adjustable: 0.2 ~ 6S
- Single and double speed control can be switched. Double speed control requires an external potentiometer to adjust the speed in the other direction.

UMC-B2 Controllers



Dimensions



Features

- Power supply: DC12 ~ 36V
- Multiple protection functions: reverse connection protection, overvoltage protection, overcurrent protection
- Instruction features: 12 streamlined and optimized instructions (easy to remember and easy to learn, enabling various complex actions)
- Acceleration and deceleration: 1-100 level acceleration and deceleration settings make the motor start more smoothly and quickly, and stop more accurately
- Output frequency: 1HZ-50000Hz, suitable for various ultra-low frequency and high frequency applications

Linear Stepper Motor
Geared Stepper Motor
Worm Geared Stepper Motor
Stepper Motor
Integrated Stepper Motor
Specialized Stepper Motor
Linear Stage
Stepper Motor Driver
Controllers & Accessories

Controllers & Accessories

Photoelectric limit switch



General Specifications

Product	Photoelectric limit switch
Output	NPN/PNP NO Normally open
Size	18*18*36mm
Wire length	1.5M
Detection distance	4mm ± 10%
Detect objects	Metal(Brass,Iron Alluminum)
Outpus voltage	10-30VDC
Ouput current	300MA

Slot type photoelectric switch



General Specifications

Product	Slot type photoelectric switch
Output	NPN/PNP NO/NC normally open Normally closed
Size	25.5*13.4*15.5mm
Wire length	2M PVC
Detection distance	5mm
Detect objects	Opaque material
Outpus voltage	5-24VDC
Ouput current	50MA

Power supply



Features

- Low power consumption and high efficiency in standby
- 4000V AC high isolation voltage
- Output short circuit, overcurrent, overvoltage protection
- Withstands 300V AC input surge voltage for 5S
- Meets 5000m altitude applications with high efficiency and high reliability
- Overvoltage level ||| Power on LED indicator

Linear Stepper Motor

Gearred Stepper Motor

Worm Gearred Stepper Motor

Stepper Motor

Integrated Stepper Motor

Specialized Stepper Motor

Linear Stage

Stepper Motor Driver

Controllers & Accessories

Linear Stepper Motor

Gearred Stepper Motor

Worm Gearred Stepper Motor

Stepper Motor

Integrated Stepper Motor

Specialized Stepper Motor

Linear Stage

Stepper Motor Driver

Controllers & Accessories

Thrust Details for Linear Stepper Motor

Motor Size	Model Name	Holding Torque mN.m	Rated Current (A)	Motor Height (mm)	Screw Length (mm)	Screw Diameter (mm)	Screw Lead (mm)		Max Load for Horizontal Work(kg)	Max Load for Vertical Work(kg)	Horizontal No-load Max Speed(mm/s)	Vertical No-load Max Speed(mm/s)	Working Speed (450RPM)(mm/s)	Life Time (h)	Rated Power (W)
20	20HS1405-60N2-150	18	0.5	30	60	Tr5	2		2	0.5	30	30	15	10000	3
	20HS1405-110N4-150	18	0.5	30	110	Tr3.5	4		1.5	0.4	60	60	30		3
28	20HS1405-60N2-150	90	0.7	40	65	Tr5	2		8	2	30	30	15	10000	5
	28HS2401-150N2-300	60	0.67	32	150	Tr8	2		6	1.6	30	30	15		4
	28HS2415-360N2-500	65	0.95	32	360	Tr8	2		6	1.6	30	30	15		4
	28HS2415-360N4-500	65	0.95	32	360	Tr8	4		5.5	1.4	60	60	30		4
	28HS2415-117N8-500	65	0.95	32	117	Tr8	8		4	0.8	120	120	60		4
	28HS2415-360N8-500	65	0.95	32	360	Tr8	8		4	0.8	120	120	60		4
	28HS2415-360N12-500	65	0.95	32	360	Tr8	12		3	0.4	180	180	90		4
28HS7408-150N4-2500	105	0.95	52	150	Tr8	4		7	1.8	60	60	30	6		
35	35HSH3403-55N6D-500	150	0.57	34	55	Tr6.35	6.35		7	2.5	90	90	45	10000	5.8
	35HSH3401-150N2-300	170	1	32	150	Tr8	2		9.5	5	30	30	15		5.5
	35HSH5401-300N2-500	250	1	38.5	300	Tr8	2		12	6	30	30	15		6
	35HSH5401-300N4-500	250	1	38.5	300	Tr8	4		8.5	4.5	60	60	30		6
	35HSH5401-300N8-500	250	1	38.5	300	Tr8	8		6	2.5	120	120	60		6
	35HSH5401-110N8-500	250	1	38.5	110	Tr8	8		6	2.5	120	120	60		6
	35HSH3401-100N4-500	170	1	32	100	Tr8	4		8	3	60	60	30		5.5
42	42HSC1405-162N8	380	1	34.5	162	Tr8	8		12	4	120	120	60	10000	7
	42HSDC3401-210N2-150	230	1	38	210	Tr8	2		18	10	30	30	15		9
	42HSC6401-100N2	520	1.5	48	100	Tr8	2		33	13	30	30	15		13
	42HSC6401-360N8	520	1.5	48	360	Tr8	8		22	8	120	120	60		13
	42HSC4409-350N2-500	400	1.68	40	350	Tr8	2		28	15	30	30	15		9.5
	42HSC4409-350N4-500	400	1.68	40	350	Tr8	4		20	10	60	60	30		9.5
	42HSC4409-350N8-500	400	1.68	40	350	Tr8	8		16	6	120	120	60		9.5
57	57HS7407T-300N2-500	1900	3	76	300	Tr8	2		54	45	30	30	15	10000	27
	57HS5417T-300N2-500	1300	3.5	55	300	Tr8	2		46	36	30	30	15		20
	57HS7407T-300N1-500	1900	3	76	300	Tr9.52	1.58		57	50	23	23	16.5		27
	57HS5417T-300N1-500	1300	3.5	55	300	Tr9.52	1.58		52	45	23	23	16.5		20
	57HS7407-300N4-500	1900	3	76	300	Tr10	4		48	35	60	60	30		27
	57HS5417T-200N10-500	1300	3.5	55	200	Tr8	10		30	21	150	150	75		20
	57HS5417T-200N4D10-500	1300	3.5	55	200	Tr8	10		40	30	60	60	30		20
	57HS5417T-200N1-500	1300	3.5	55	200	Tr8	1		52	45	15	15	7.5		20
57HS5417T-300N10-500	1300	3.5	55	300	Tr8	10		30	21	150	150	75	20		

Notice:


1. The above actual measured data of the screw motor are measured under a specific driver and specific current and voltage parameters. They can be used as a reference for engineers to select models. Actual selection needs to be considered.Consider the mechanical structure and related variables;
2. Relevant variable factors: acceleration and deceleration time and conditions/drive performance and load capacity/load installation form/efficiency and friction coefficient of the transmission mechanism.

专
心
·
专
业
·
专
注




 微信搜一搜

 umot优摩特

 +86-023-86132606

 www.umotmotor.cn

 info@umottech.com

 重庆市九龙坡区火炬大道101号2110号